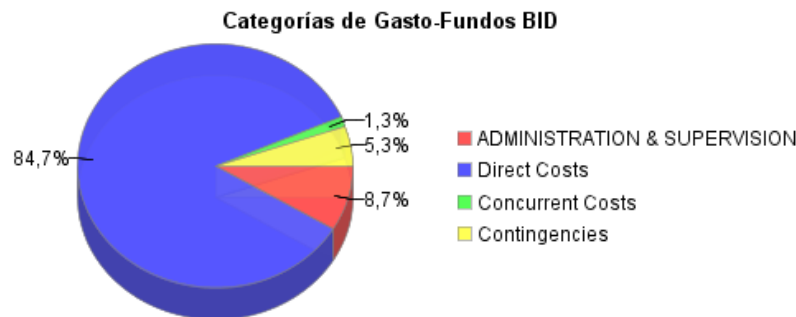
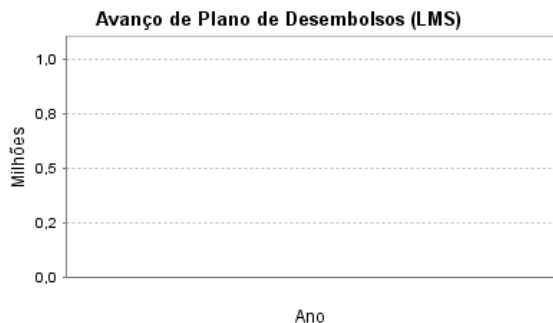
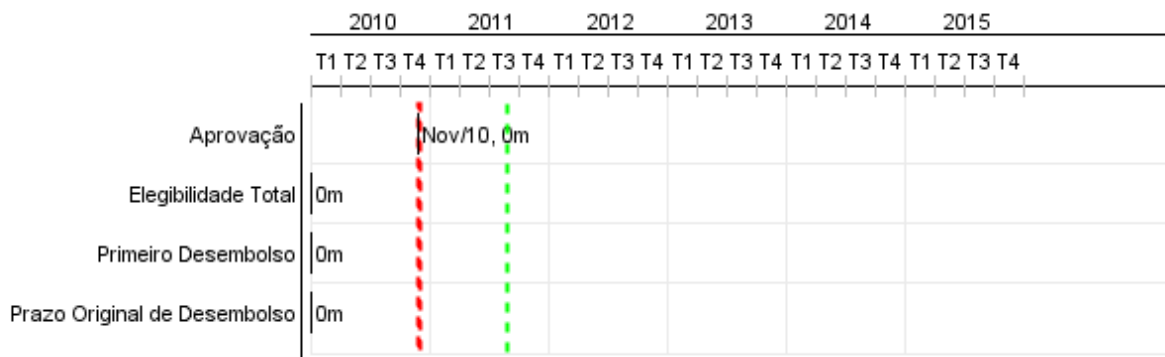


## Relatório Resumido


Dados Gerais		Fundos Disponíveis (US\$)		Custo Total e Fonte	
Executor:	MINISTRY OF AGRICULTURE				
Setor:	AGRICULTURE AND RURAL DEVELOPMENT-AGRICULTURAL DEVELOPMENT				
Número da Operação:	2444/OC-JA	Atual:	15.000.000,00	Original BID:	15.000.000,00
Estágio:	Approved	Desembolsado:		Corrente BID:	15.000.000,00
Tipo Operação:	INV - Investimento	% Desembolsado:		Pari-passu:	
Operação Relacionada:	JA-T1052, RG-P1400	Saldo:	15.000.000,00	Cofinanciamento/País:	
Subtipo de Operação:	ESP - Specific Investment Operation			Original Estimado:	15.000.000,00
				Período de Amortização (meses):	234

Categoria do impacto social	Reformulação	Validação
Categoria do impacto social: B	( ) Os objetivos do projeto foram reformulados?	Validado pelo Chefe de Divisão: Mar 25, 2011 Validado pelo Representante do País: Apr 21, 2011



**Progresso Acumulado até 2010**

## Progresso Acumulado



**Resultados**

**Resultado:** Capacity among organized farmers to access domestic and international markets increased

Indicador	Unidade Medida	Linha Base	Ano Linha Base		2012	2013	2014	2015	Final do Projeto
Average income of farmers increased	US\$	5.349,00	2010	P A		5.739,00		6.258,00	6.258,00
Proportion of targeted farmers selling to national and international dynamic markets increased	%	10,00	2009	P A					35,00
Producers Organizations (PO) working in prioritized value chains.	POs		2010	P A		10,00	20,00	20,00	50,00
Number of Females farmers benefited	farmers		2010	P A		375,00		1.125,00	1.500,00
Number of Male farmers benefited	farmers		2010	P A		875,00		2.625,00	3.500,00

**Resultado:** Health status of the human population improved through the establishment of an Agricultural Health and Food Quality Management System

Indicador	Unidade Medida	Linha Base	Ano Linha Base		2012	2013	2014	2015	Final do Projeto
Foodborne illness outbreaks decreased	outbreaks	9,00	2009	P A	7,00			4,00	4,00
Foodborne illness outbreaks in the tourist sector decreased	outbreaks	8,00	2009	P A		5,00		2,00	2,00
Refusals of fresh food at US border decreased	refusals	242,00	2009	P A	206,00			121,00	121,00

**Resultado:** Integrated Food Safety Services organized and supported by a national Food Safety Policy and Legislation, with operational and institutional capacity achieved at national and parish levels

Indicador	Unidade Medida	Linha Base	Ano Linha Base		2012	2013	2014	2015	Final do Projeto
Commercial farmers benefitted by the Food Safety Management Control System	farmers		2009	P A	228.000,00			228.000,00	228.000,00
Performance Index of Food Safety System improved	Index	60,00	2010	P A	68,00			70,00	70,00
Consumer awareness of food safety issues improved	level		2011	P A		5,00		10,00	10,00
Phytosanitary (PH) and food safety (FS) export protocols for nontraditional products /developed and approved	reports		2011	P A		5,00		5,00	10,00

**Resultado:** Enhanced Plant Health Service operational and institutional capacity achieved at national and parish levels

Indicador	Unidade Medida	Linha Base	Ano Linha Base		2012	2013	2014	2015	Final do Projeto
-----------	----------------	------------	----------------	--	------	------	------	------	------------------

Performance Index of Plant Health Service increased	Index	60,00	2010	P A	70,00	80,00	80,00
Jamaica recognized as free status of Medfly, Giant African snail and Papaya Mealy Bug	Countries		2010	P A	1,00	2,00	3,00

**Resultado:** Animal Health Service operational and institutional capacity achieved at national and parish levels

Indicador	Unidade Medida	Linha Base	Ano Linha Base		2012	2013	2014	2015	Final do Projeto
Performance Index of Animal Health System improved	Index	60,00	2010	P A	70,00	80,00	80,00		
Status free of major animal exotic diseases recognized and certified by OIE (FMD, AI and BSE)	diseases		2010	P A	1,00	2,00	3,00		

**Resultado:** Stakeholders integrated into value chains

Indicador	Unidade Medida	Linha Base	Ano Linha Base		2012	2013	2014	2015	Final do Projeto
Jobs created in prioritized value-chains	Jobs		2011	P A	300,00	700,00	1.000,00		
Public-private investment ratio in target value chains increased	Ratio	1,00	2010	P A	1,20	1,50	1,50		
Value of sales for each prioritized end-to-end pilot value chains increased	%		2011	P A	15,00	15,00	30,00		

### Produtos: Progresso Físico e Financeiro Anual 2010

Descrição	Unidade de medida	Físico				Financeiro			
		Planejado	Atual	Unidades Acumuladas	Unidades FDP	Planejado	Atual	Custos Acumulados	Custos FDP
<b>Market access and market linkages development</b>									
Assistance to Producer Organizations through training on market linkages and group dynamics (management, leadership, conflict resolution, negotiation).	Trainees				240,00				180.000,00
Farmers trained on production (GOP) and post harvest handling through Farmers Field Schools	Trainees				1.000,00				291.600,00
Training for cluster members	Trainees				350,00				310.000,00
Study tours (in country and CARICOM countries-Demonstration of Best Practices)	Tours				56,00				30.000,00
RADA Extension Staff trained in agribusiness and marketing (3 day courses)	Staff				150,00				92.300,00
RADA Extension Staff provided with allowances	Staff				150,00				24.000,00
Export market development (UK, USA, CANADA-include consultants, workshops, surveys)	Markets				3,00				536.900,00
Farmers matched with agribusiness in main cities	Farmers				400,00				270.000,00
Information system developed at MOAF	System				1,00				125.000,00
<b>Food quality and safety management systems</b>									
Food safety policy-legislation	Law enacted				1,00				120.000,00
Staff trained in food safety system management (workshop,national and overseas training)	Staff				1.106,00				382.000,00
Food safety laboratories upgraded (Cornwal hospital lab, VSD diagnostic biochemical-residue lab, National Codex)	Labs				3,00				242.000,00
Food safety strategic plan (includes performance evaluation IICA/FAO methodology )	Plan				1,00				39.000,00
Study on fees revenues of food safety services (cost recovery options)	Study				1,00				7.000,00
Research-innovation projects on food safety	Projects				3,00				35.000,00
Technical capabilities for diagnosis, inspection, surveillance, response enhanced	Study				1,00				763.000,00
Surveillance of foodborne illnesses	Surveillance				3,00				205.000,00

Descrição	Unidade de medida	Físico				Financeiro			
		Planejado	Atual	Unidades Acumuladas	Unidades FDP	Planejado	Atual	Custos Acumulados	Custos FDP
Food inspection and registration system established (include consultants, workshops, manuals)	System				1,00				20.000,00
Information and food risk communication Plan ( consultants, awareness campaign, survey, training stakeholders, evaluation)	Plan				1,00				92.000,00
Integrated food safety assurance system ( include consultants, food assurance plans for value chains, manuals GAP,HACCP,SSOP, workshops, pilot projects)	System				1,00				150.000,00
Committees on food safety organized and promoted (NAHFSCC, National Codex Committee, food safety weeks)	Committees				2,00				40.000,00
Food safety accreditation system attained	System				1,00				7.000,00
Norms and regulations on food safety harmonized	Studies				1,00				19.000,00
Food safety safeguards in exportation agreements (include traceability, assistance to international meetings)	Agreements				10,00				137.000,00
Policy and animal health legislation updated	Policy				1,00				28.000,00
Staff training in animal health	Staff				302,00				98.000,00
OIE/PVS performance evaluation system developed	System				1,00				65.500,00
Animal Health facilities upgraded	Facilities				2,00				240.000,00
Animal health laboratories upgraded ( quarantine, artificial insemination, parishes)	Kits				9,00				103.800,00
Vehicles for the Veterinary Service Division	Vehicles				2,00				80.000,00
Animal health diagnosis system established	System				1,00				28.000,00
Animal health Quality Assurance system established	System				1,00				18.000,00
Animal Health Surveillance system established	System				1,00				422.450,00
National Animal Disease Preparedness Programme updated	Study				1,00				52.000,00
Animal Health inspection and registration services updated (consultant and workshops)	Study				1,00				8.000,00
Export/import one stop shop unit equipped	Desktops				3,00				16.500,00
Computers to integrate VSD Databases to central information system	Desktops				14,00				21.000,00
Animal health education campaign aimed at preventing exotic diseases (design, brochures )	Campaign				3,00				78.000,00

Descrição	Unidade de medida	Físico				Financeiro			
		Planejado	Atual	Unidades Acumuladas	Unidades FDP	Planejado	Atual	Custos Acumulados	Custos FDP
Preparation of GAP manuals and protocols for milk and dairy products,cattle meat,swine,goat and fish (consultants and workshops)	Manuals				5,00				24.000,00
Proposal for accreditation of animal health independent professionals and private laboratories (consultant, workshops)	Study				1,00				20.000,00
Animal health norms and regulations harmonized with international standards	Study				1,00				14.000,00
Animal traceability system updated	System				1,00				295.800,00
Protocols for animal diseases risk analysis	Manual				1,00				11.500,00
Animal Welfare system	System				1,00				22.000,00
Participation in international meetings related to animal health	Trips				10,00				30.000,00
Plant health service capacity established	Service				1,00				585.600,00
Diagnosis quality control system for Plant health laboratories established	System				1,00				61.500,00
Certification of plant health quality of services	Certification				1,00				20.000,00
Plant pest surveillance system developed	System				1,00				551.450,00
Plant quarantine system developed (include workshops, inspection/registration protocol manuals and procedures)	System				1,00				108.000,00
Information and communication system on phytosanitary issues	System				1,00				185.000,00
Pilot projects on Good Agricultural Practices ( GAP) (pumpkin, ginger, sorrel, hot peppers, sweet potato, irish potato, dasheen, yam)	Pilot projects				8,00				25.000,00
<b>Agribusiness Value Chain Development</b>									
Projects supported by the Innovation Facility	Projects				40,00				1.837.600,00
Value Chain Projects (Private-Public Partnership, specialized studies, due diligence, business plan, financing)	Projects				5,00				3.040.000,00
Financial-administrative management information system developed at Agro-Investment Corporation	MIS System				1,00				88.000,00
Specialized studies to assist to AIC sustainability	Studies				2,00				35.000,00
Specialized support to AIC to assist in implementing the Agribusiness Value Chain Component (person months)	Person/months				152,00				380.000,00
<b>Administration and Supervision</b>									
<b>Concurrent Costs</b>									
<b>Contingencies</b>									
<b>TOTAL</b>									<b>12.711.500,00</b>