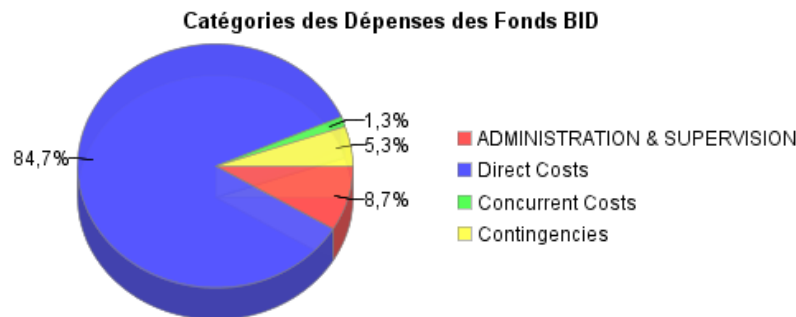
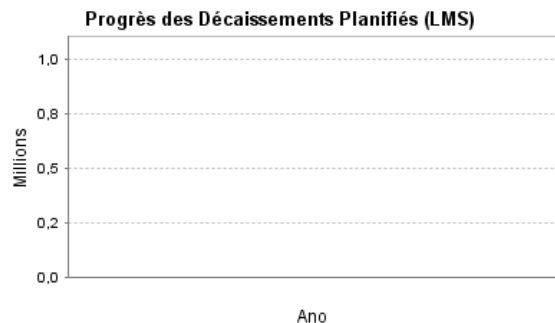
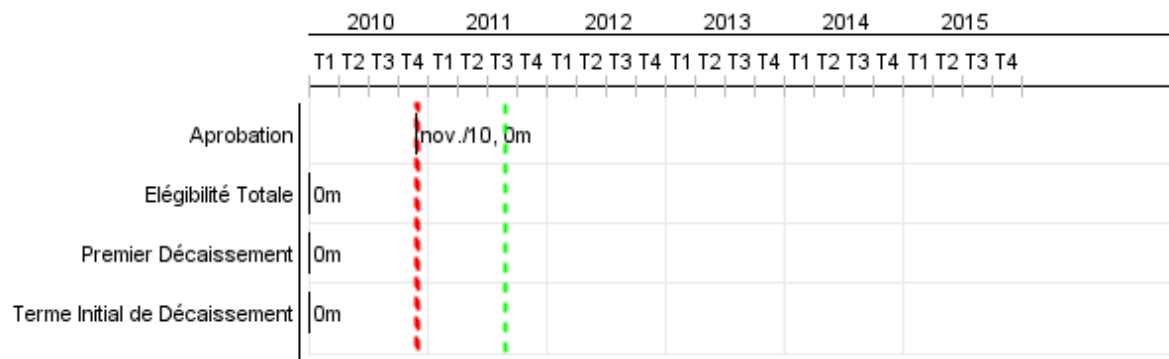


## Rapport Résumé

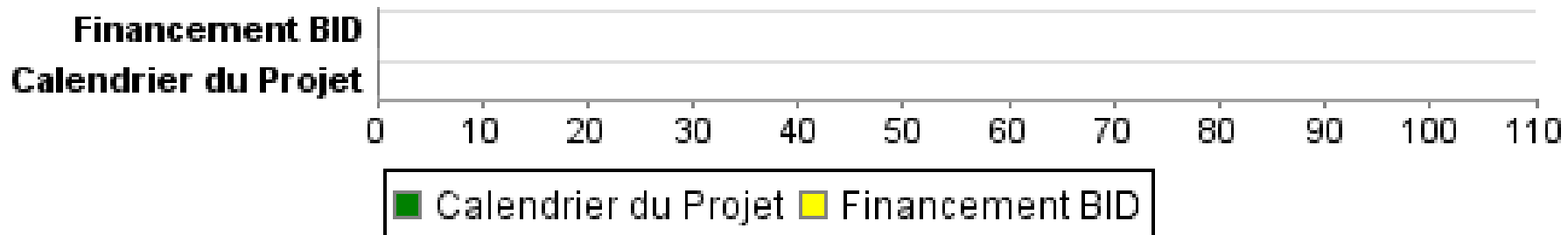
| Données Générales         |  | Fonds Disponibles (US\$)    |               | Coût Total et Source de Financement |               |
|---------------------------|--|-----------------------------|---------------|-------------------------------------|---------------|
| Agence d' Exécution (EA): | MINISTRY OF AGRICULTURE                                    | Montant Courant Approuvé:   | 15.000.000,00 | Initial BID:                        | 15.000.000,00 |
| Secteur:                  | AGRICULTURE AND RURAL DEVELOPMENT-AGRICULTURAL DEVELOPMENT | Montant Décaissé à ce Jour: |               | Courant BID:                        | 15.000.000,00 |
| Numéro(s) de Prêt(s):     | 2444/OC-JA   | % Décaissé:                 |               | Pari Passu:                         |               |
| Étape:                    | Approved   | Solde:                      | 15.000.000,00 | Cofinancement/Pays:                 |               |
| Type d' Opération:        | INV - Investissement                                       |                             |               | Estimation Initiale:                | 15.000.000,00 |
| Opération(s) Connexe(s):  | JA-T1052, RG-P1400   |                             |               | Période d'Amortissement (mois):     | 234           |
| Sous-Type de l'Opération: | ESP - Specific Investment Operation                        |                             |               |                                     |               |

| Catégorie d'Impact Environnemental et Social du Projet    | Reformulation                                       | Validation                      |              |
|---|---|---------------------------------|--------------|
| Catégorie d'Impact Environnemental et Social du Projet: B | ( ) Les objectifs du projet ont-ils été reformulés? | Validé par le Chef de Division: | Mar 25, 2011 |
|   |   | Validé par le Représentant:     | Apr 21, 2011 |



**Progrès Cumulé à 2010**

## Progrès Cumulé



## Résultats

**Résultat:** Capacity among organized farmers to access domestic and international markets increased

| Indicateur   | Unité de Mesure | Ligne de Base | Année Ligne de Base |        | 2012 | 2013     | 2014  | 2015     | Fin du Projet |
|--|-----------------|---------------|---------------------|--------|------|----------|-------|----------|---------------|
| Average income of farmers increased  | US\$            | 5.349,00      | 2010                | P<br>A |      | 5.739,00 |       | 6.258,00 | 6.258,00      |
| Proportion of targeted farmers selling to national and international dynamic markets increased | %               | 10,00         | 2009                | P<br>A |      |          |       |          | 35,00         |
| Producers Organizations (PO) working in prioritized value chains.                              | POs             |               | 2010                | P<br>A |      | 10,00    | 20,00 | 20,00    | 50,00         |
| Number of Females farmers benefited  | farmers         |               | 2010                | P<br>A |      | 375,00   |       | 1.125,00 | 1.500,00      |
| Number of Male farmers benefited   | farmers         |               | 2010                | P<br>A |      | 875,00   |       | 2.625,00 | 3.500,00      |

**Résultat:** Health status of the human population improved through the establishment of an Agricultural Health and Food Quality Management System

| Indicateur  | Unité de Mesure | Ligne de Base | Année Ligne de Base |        | 2012   | 2013 | 2014 | 2015   | Fin du Projet |
|---|-----------------|---------------|---------------------|--------|--------|------|------|--------|---------------|
| Foodborne illness outbreaks decreased                       | outbreaks       | 9,00          | 2009                | P<br>A | 7,00   |      |      | 4,00   | 4,00          |
| Foodborne illness outbreaks in the tourist sector decreased | outbreaks       | 8,00          | 2009                | P<br>A |        | 5,00 |      | 2,00   | 2,00          |
| Refusals of fresh food at US border decreased               | refusals        | 242,00        | 2009                | P<br>A | 206,00 |      |      | 121,00 | 121,00        |

**Résultat:** Integrated Food Safety Services organized and supported by a national Food Safety Policy and Legislation, with operational and institutional capacity achieved at national and parish levels

| Indicateur   | Unité de Mesure | Ligne de Base | Année Ligne de Base |        | 2012       | 2013 | 2014 | 2015       | Fin du Projet |
|--|-----------------|---------------|---------------------|--------|------------|------|------|------------|---------------|
| Commercial farmers benefitted by the Food Safety Management Control System                                   | farmers         |               | 2009                | P<br>A | 228.000,00 |      |      | 228.000,00 | 228.000,00    |
| Performance Index of Food Safety System improved   | Index           | 60,00         | 2010                | P<br>A | 68,00      |      |      | 70,00      | 70,00         |
| Consumer awareness of food safety issues improved  | level           |               | 2011                | P<br>A |            | 5,00 |      | 10,00      | 10,00         |
| Phytosanitary (PH) and food safety (FS) export protocols for nontraditional products /developed and approved | reports         |               | 2011                | P<br>A |            | 5,00 |      | 5,00       | 10,00         |

**Résultat:** Enhanced Plant Health Service operational and institutional capacity achieved at national and parish levels

| Indicateur  | Unité de Mesure | Ligne de Base | Année Ligne de Base |        | 2012 | 2013  | 2014 | 2015  | Fin du Projet |
|---|-----------------|---------------|---------------------|--------|------|-------|------|-------|---------------|
| Performance Index of Plant Health Service increased                                   | Index           | 60,00         | 2010                | P<br>A |      | 70,00 |      | 80,00 | 80,00         |
| Jamaica recognized as free status of Medfly, Giant African snail and Papaya Mealy Bug | Countries       |               | 2010                | P<br>A |      | 1,00  |      | 2,00  | 3,00          |

**Résultat:** Animal Health Service operational and institutional capacity achieved at national and parish levels

| Indicateur  | Unité de Mesure | Ligne de Base | Année Ligne de Base |        | 2012 | 2013  | 2014 | 2015  | Fin du Projet |
|---|-----------------|---------------|---------------------|--------|------|-------|------|-------|---------------|
| Performance Index of Animal Health System improved  | Index           | 60,00         | 2010                | P<br>A |      | 70,00 |      | 80,00 | 80,00         |
| Status free of major animal exotic diseases recognized and certified by OIE (FMD, AI and BSE) | diseases        |               | 2010                | P<br>A |      | 1,00  |      | 2,00  | 3,00          |

**Résultat:** Stakeholders integrated into value chains

| Indicateur  | Unité de Mesure | Ligne de Base | Année Ligne de Base |        | 2012 | 2013   | 2014 | 2015   | Fin du Projet |
|---|-----------------|---------------|---------------------|--------|------|--------|------|--------|---------------|
| Jobs created in prioritized value-chains                                    | Jobs            |               | 2011                | P<br>A |      | 300,00 |      | 700,00 | 1.000,00      |
| Public-private investment ratio in target value chains increased            | Ratio           | 1,00          | 2010                | P<br>A |      | 1,20   |      | 1,50   | 1,50          |
| Value of sales for each prioritized end-to-end pilot value chains increased | %               |               | 2011                | P<br>A |      | 15,00  |      | 15,00  | 30,00         |

**Produites: Progrès Physique et Financier Annuel 2010**

| Description   | Unité de Mesure | Physique |      |                 |            | Financier |      |                |            |
|---|-----------------|----------|------|-----------------|------------|-----------|------|----------------|------------|
|   |                 | Planifié | Réel | Unités Cumulées | Unités FDP | Planifié  | Réel | Coûts Cumulées | Coûts FDP  |
| <b>Market access and market linkages development</b>  |                 |          |      |                 |            |           |      |                |            |
| Assistance to Producer Organizations through training on market linkages and group dynamics (management, leadership, conflict resolution, negotiation). | Trainees        |          |      |                 | 240,00     |           |      |                | 180.000,00 |
| Farmers trained on production (GOP) and post harvest handling through Farmers Field Schools   | Trainees        |          |      |                 | 1.000,00   |           |      |                | 291.600,00 |
| Training for cluster members  | Trainees        |          |      |                 | 350,00     |           |      |                | 310.000,00 |
| Study tours (in country and CARICOM countries-Demonstration of Best Practices)  | Tours           |          |      |                 | 56,00      |           |      |                | 30.000,00  |
| RADA Extension Staff trained in agribusiness and marketing (3 day courses)  | Staff           |          |      |                 | 150,00     |           |      |                | 92.300,00  |
| RADA Extension Staff provided with allowances   | Staff           |          |      |                 | 150,00     |           |      |                | 24.000,00  |
| Export market development (UK, USA, CANADA-include consultants, workshops, surveys)   | Markets         |          |      |                 | 3,00       |           |      |                | 536.900,00 |
| Farmers matched with agribusiness in main cities  | Farmers         |          |      |                 | 400,00     |           |      |                | 270.000,00 |
| Information system developed at MOAF  | System          |          |      |                 | 1,00       |           |      |                | 125.000,00 |
| <b>Food quality and safety management systems</b>   |                 |          |      |                 |            |           |      |                |            |
| Food safety policy-legislation  | Law enacted     |          |      |                 | 1,00       |           |      |                | 120.000,00 |
| Staff trained in food safety system management (workshop,national and overseas training)  | Staff           |          |      |                 | 1.106,00   |           |      |                | 382.000,00 |
| Food safety laboratories upgraded (Cornwal hospital lab, VSD diagnostic biochemical-residue lab, National Codex)  | Labs            |          |      |                 | 3,00       |           |      |                | 242.000,00 |
| Food safety strategic plan (includes performance evaluation IICA/FAO methodology )  | Plan            |          |      |                 | 1,00       |           |      |                | 39.000,00  |
| Study on fees revenues of food safety services (cost recovery options)  | Study           |          |      |                 | 1,00       |           |      |                | 7.000,00   |
| Research-innovation projects on food safety   | Projects        |          |      |                 | 3,00       |           |      |                | 35.000,00  |
| Technical capabilities for diagnosis, inspection, surveillance, response enhanced   | Study           |          |      |                 | 1,00       |           |      |                | 763.000,00 |
| Surveillance of foodborne illnesses   | Surveillance    |          |      |                 | 3,00       |           |      |                | 205.000,00 |

| Description  | Unité de Mesure | Physique |      |                 |            | Financier |      |                |            |
|--|-----------------|----------|------|-----------------|------------|-----------|------|----------------|------------|
|  |                 | Planifié | Réel | Unités Cumulées | Unités FDP | Planifié  | Réel | Coûts Cumulées | Coûts FDP  |
| Food inspection and registration system established (include consultants, workshops, manuals)  | System          |          |      |                 | 1,00       |           |      |                | 20.000,00  |
| Information and food risk communication Plan ( consultants, awareness campaign, survey, training stakeholders, evaluation)                               | Plan            |          |      |                 | 1,00       |           |      |                | 92.000,00  |
| Integrated food safety assurance system ( include consultants, food assurance plans for value chains, manuals GAP,HACCP,SSOP, workshops, pilot projects) | System          |          |      |                 | 1,00       |           |      |                | 150.000,00 |
| Committees on food safety organized and promoted (NAHFSCC, National Codex Committee, food safety weeks)  | Committees      |          |      |                 | 2,00       |           |      |                | 40.000,00  |
| Food safety accreditation system attained  | System          |          |      |                 | 1,00       |           |      |                | 7.000,00   |
| Norms and regulations on food safety harmonized  | Studies         |          |      |                 | 1,00       |           |      |                | 19.000,00  |
| Food safety safeguards in exportation agreements (include traceability, assistance to international meetings)  | Agreements      |          |      |                 | 10,00      |           |      |                | 137.000,00 |
| Policy and animal health legislation updated   | Policy          |          |      |                 | 1,00       |           |      |                | 28.000,00  |
| Staff training in animal health  | Staff           |          |      |                 | 302,00     |           |      |                | 98.000,00  |
| OIE/PVS performance evaluation system developed  | System          |          |      |                 | 1,00       |           |      |                | 65.500,00  |
| Animal Health facilities upgraded  | Facilities      |          |      |                 | 2,00       |           |      |                | 240.000,00 |
| Animal health laboratories upgraded ( quarantine, artificial insemination, parishes)   | Kits            |          |      |                 | 9,00       |           |      |                | 103.800,00 |
| Vehicles for the Veterinary Service Division   | Vehicles        |          |      |                 | 2,00       |           |      |                | 80.000,00  |
| Animal health diagnosis system established   | System          |          |      |                 | 1,00       |           |      |                | 28.000,00  |
| Animal health Quality Assurance system established   | System          |          |      |                 | 1,00       |           |      |                | 18.000,00  |
| Animal Health Surveillance system established  | System          |          |      |                 | 1,00       |           |      |                | 422.450,00 |
| National Animal Disease Preparedness Programme updated   | Study           |          |      |                 | 1,00       |           |      |                | 52.000,00  |
| Animal Health inspection and registration services updated (consultant and workshops)  | Study           |          |      |                 | 1,00       |           |      |                | 8.000,00   |
| Export/import one stop shop unit equipped  | Desktops        |          |      |                 | 3,00       |           |      |                | 16.500,00  |
| Computers to integrate VSD Databases to central information system   | Desktops        |          |      |                 | 14,00      |           |      |                | 21.000,00  |
| Animal health education campaign aimed at preventing exotic diseases (design, brochures )  | Campaign        |          |      |                 | 3,00       |           |      |                | 78.000,00  |

| Description   | Unité de Mesure | Physique |      |                 |            | Financier |      |                |                      |
|---|-----------------|----------|------|-----------------|------------|-----------|------|----------------|----------------------|
|   |                 | Planifié | Réel | Unités Cumulées | Unités FDP | Planifié  | Réel | Coûts Cumulées | Coûts FDP            |
| Preparation of GAP manuals and protocols for milk and dairy products, cattle meat, swine, goat and fish (consultants and workshops)   | Manuals         |          |      |                 | 5,00       |           |      |                | 24.000,00            |
| Proposal for accreditation of animal health independent professionals and private laboratories (consultant, workshops)                | Study           |          |      |                 | 1,00       |           |      |                | 20.000,00            |
| Animal health norms and regulations harmonized with international standards   | Study           |          |      |                 | 1,00       |           |      |                | 14.000,00            |
| Animal traceability system updated  | System          |          |      |                 | 1,00       |           |      |                | 295.800,00           |
| Protocols for animal diseases risk analysis   | Manual          |          |      |                 | 1,00       |           |      |                | 11.500,00            |
| Animal Welfare system   | System          |          |      |                 | 1,00       |           |      |                | 22.000,00            |
| Participation in international meetings related to animal health  | Trips           |          |      |                 | 10,00      |           |      |                | 30.000,00            |
| Plant health service capacity established   | Service         |          |      |                 | 1,00       |           |      |                | 585.600,00           |
| Diagnosis quality control system for Plant health laboratories established  | System          |          |      |                 | 1,00       |           |      |                | 61.500,00            |
| Certification of plant health quality of services   | Certification   |          |      |                 | 1,00       |           |      |                | 20.000,00            |
| Plant pest surveillance system developed  | System          |          |      |                 | 1,00       |           |      |                | 551.450,00           |
| Plant quarantine system developed (include workshops, inspection/registration protocol manuals and procedures)                        | System          |          |      |                 | 1,00       |           |      |                | 108.000,00           |
| Information and communication system on phytosanitary issues  | System          |          |      |                 | 1,00       |           |      |                | 185.000,00           |
| Pilot projects on Good Agricultural Practices ( GAP) (pumpkin, ginger, sorrel, hot peppers, sweet potato, irish potato, dasheen, yam) | Pilot projects  |          |      |                 | 8,00       |           |      |                | 25.000,00            |
| <b>Agribusiness Value Chain Development</b>   |                 |          |      |                 |            |           |      |                |                      |
| Projects supported by the Innovation Facility   | Projects        |          |      |                 | 40,00      |           |      |                | 1.837.600,00         |
| Value Chain Projects (Private-Public Partnership, specialized studies, due diligence, business plan, financing)                       | Projects        |          |      |                 | 5,00       |           |      |                | 3.040.000,00         |
| Financial-administrative management information system developed at Agro-Investment Corporation                                       | MIS System      |          |      |                 | 1,00       |           |      |                | 88.000,00            |
| Specialized studies to assist to AIC sustainability   | Studies         |          |      |                 | 2,00       |           |      |                | 35.000,00            |
| Specialized support to AIC to assist in implementing the Agribusiness Value Chain Component (person months)                           | Person/months   |          |      |                 | 152,00     |           |      |                | 380.000,00           |
| <b>Administration and Supervision</b>   |                 |          |      |                 |            |           |      |                |                      |
| <b>Concurrent Costs</b>   |                 |          |      |                 |            |           |      |                |                      |
| <b>Contingencies</b>  |                 |          |      |                 |            |           |      |                |                      |
| <b>TOTAL</b>  |                 |          |      |                 |            |           |      |                | <b>12.711.500,00</b> |