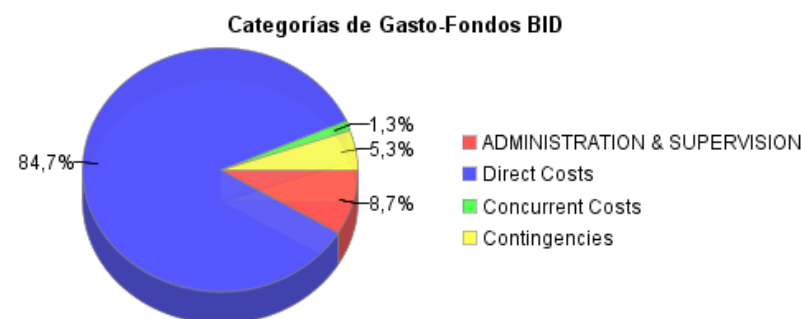
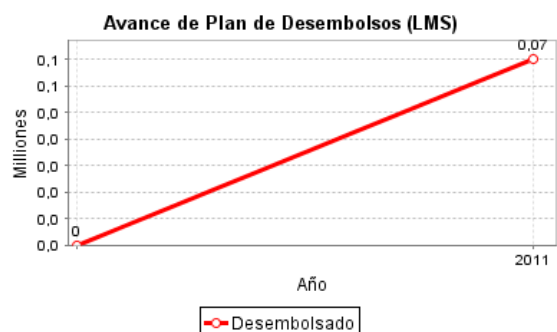
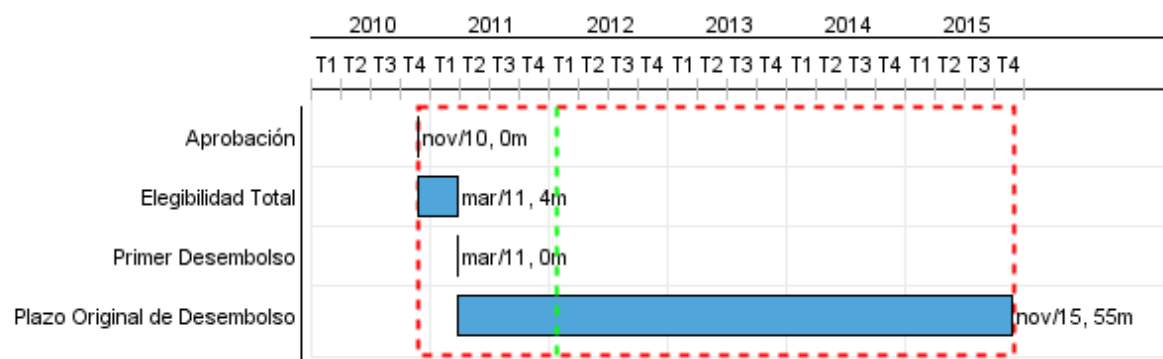


Informe Resumido

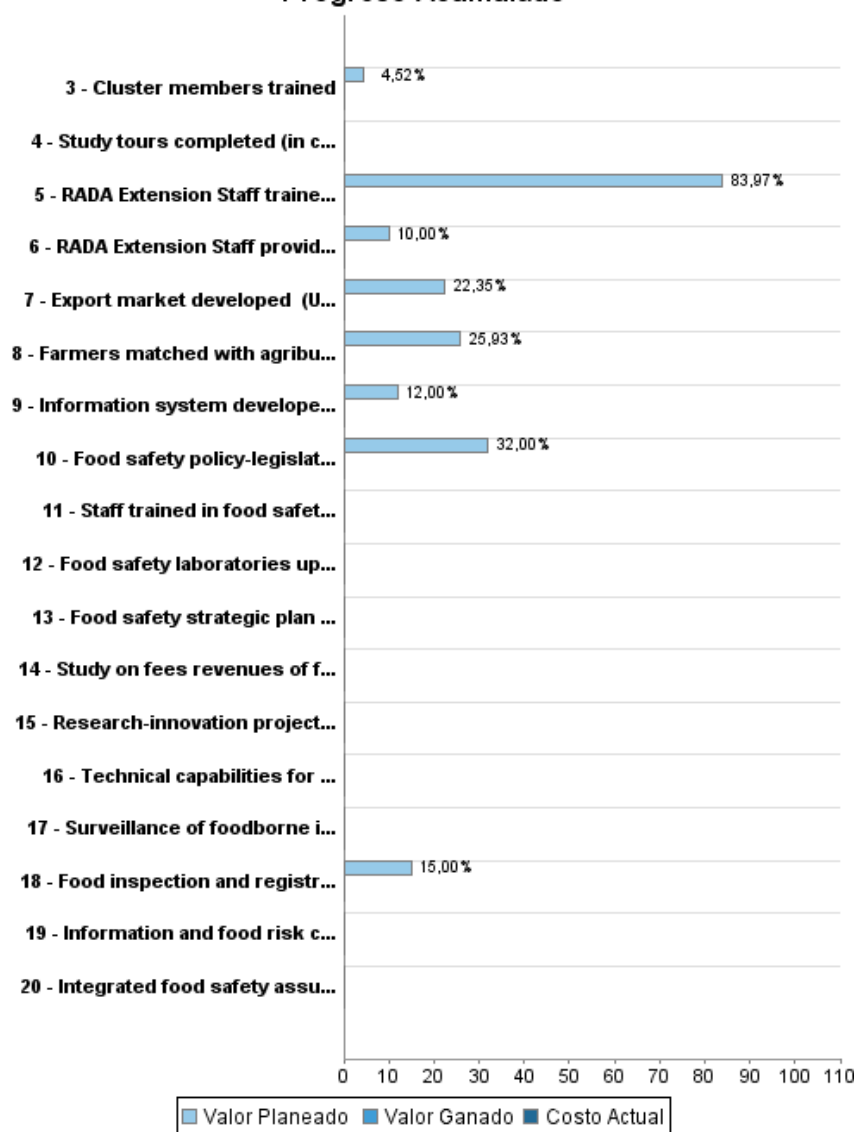
Datos Básicos del Proyecto		Fondos Disponibles (US\$)		Costo total y Fuente	
Agencia Ejecutora (AE):	MINISTRY OF AGRICULTURE				
Sector:	AGRICULTURE AND RURAL DEVELOPMENT-AGRICULTURAL DEVELOPMENT				
Número(s) de Préstamo:	2444/OC-JA	Monto Aprobado Actual:	15.000.000,00	BID Original:	15.000.000,00
Etapas:	Approved	Monto Desembolsado a la fecha:	70.000,00	Actual BID:	15.000.000,00
Tipo de Operación:	INV - Inversión	% Desembolsado:	0,47	Pari-passu:	100,00
Operación(es) Relacionada(s):	JA-T1052, RG-P1400	Saldo:	14.930.000,00	Co-financiamiento/País:	
Subtipo de Operación:	ESP - Inversión Específica			Estimado Original:	15.000.000,00
				Período de Amortización (meses):	234

Categoría de Impacto Ambiental y Social del Proyecto	Reformulación	Validación
Categoría de Impacto Ambiental y Social del Proyecto: B	() ¿El objetivo (s) del proyecto fue reformulado?	Validado por el Jefe de División: Sep 23, 2011 Validado por Representante de País: Oct 21, 2011




Progreso Acumulado al 2011

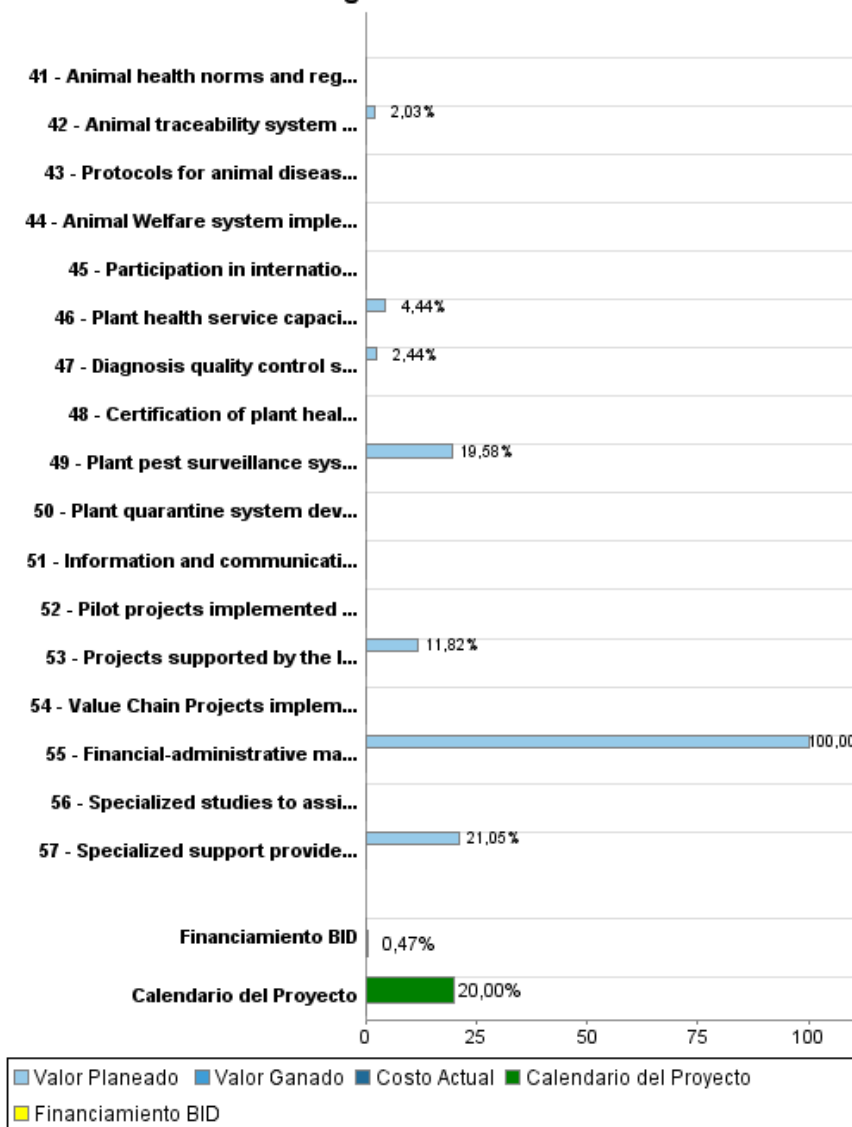
Progreso Acumulado



Progreso Acumulado



Progreso Acumulado



Resultados

Resultado: Capacity among organized farmers to access domestic and international markets increased

Indicador	Unidad de Medida	Línea de base	Año Línea de base		2012	2013	2014	2015	Fin de Proyecto
Average income of farmers increased	US\$	5.349,00	2010	P A		5.739,00		6.258,00	6.258,00
Proportion of targeted farmers selling to national and international dynamic markets increased	%	10,00	2009	P A					35,00
Producers Organizations (PO) working in prioritized value chains.	POs		2010	P A		10,00	20,00	20,00	50,00
Number of Females farmers benefited	farmers		2010	P A		375,00		1.125,00	1.500,00
Number of Male farmers benefited	farmers		2010	P A		875,00		2.625,00	3.500,00

Resultado: Health status of the human population improved through the establishment of an Agricultural Health and Food Quality Management System

Indicador	Unidad de Medida	Línea de base	Año Línea de base		2012	2013	2014	2015	Fin de Proyecto
Foodborne illness outbreaks decreased	outbreaks	9,00	2009	P A	7,00			4,00	4,00
Foodborne illness outbreaks in the tourist sector decreased	outbreaks	8,00	2009	P A		5,00		2,00	2,00
Refusals of fresh food at US border decreased	refusals	242,00	2009	P A	206,00			121,00	121,00

Resultado: Integrated Food Safety Services organized and supported by a national Food Safety Policy and Legislation, with operational and institutional capacity achieved at national and parish levels

Indicador	Unidad de Medida	Línea de base	Año Línea de base		2012	2013	2014	2015	Fin de Proyecto
Commercial farmers benefitted by the Food Safety Management Control System	farmers		2009	P A	228.000,00			228.000,00	228.000,00
Performance Index of Food Safety System improved	Index	60,00	2010	P A	68,00			70,00	70,00
Consumer awareness of food safety issues improved	level		2011	P A		5,00		10,00	10,00
Phytosanitary (PH) and food safety (FS) export protocols for nontraditional products /developed and approved	reports		2011	P A		5,00		5,00	10,00

Resultado: Enhanced Plant Health Service operational and institutional capacity achieved at national and parish levels

Indicador	Unidad de Medida	Línea de base	Año Línea de base		2012	2013	2014	2015	Fin de Proyecto
-----------	------------------	---------------	-------------------	--	------	------	------	------	-----------------

Performance Index of Plant Health Service increased	Index	60,00	2010	P		70,00		80,00	80,00
				A					
Jamaica recognized as free status of Medfly, Giant African snail and Papaya Mealy Bug	Countries		2010	P		1,00		2,00	3,00
				A					

Resultado: Animal Health Service operational and institutional capacity achieved at national and parish levels

Indicador	Unidad de Medida	Línea de base	Año Línea de base		2012	2013	2014	2015	Fin de Proyecto
Performance Index of Animal Health System improved	Index	60,00	2010	P		70,00		80,00	80,00
				A					
Status free of major animal exotic diseases recognized and certified by OIE (FMD, AI and BSE)	diseases		2010	P		1,00		2,00	3,00
				A					

Resultado: Stakeholders integrated into value chains

Indicador	Unidad de Medida	Línea de base	Año Línea de base		2012	2013	2014	2015	Fin de Proyecto
Jobs created in prioritized value-chains	Jobs		2011	P		300,00		700,00	1.000,00
				A					
Public-private investment ratio in target value chains increased	Ratio	1,00	2010	P		1,20		1,50	1,50
				A					
Value of sales for each prioritized end-to-end pilot value chains increased	%		2011	P		15,00		15,00	30,00
				A					

Productos: Progreso Físico y Financiero Anual 2011

Descripción	Unidad de medida	Físico				Financiero			
		Planeado	Actual	Unidades Acumuladas	Unidades FDP	Planeado	Actual	Costos Acumulados	Costos FDP
Market access and market linkages development									
Producer Organizations trained on market linkages and group dynamics (management, leadership, conflict resolution, negotiation).	Trainees	20,00			240,00	32.000,00			180.000,00
Farmers trained on production (GOP) and post harvest handling through Farmers Field Schools	Trainees				1.000,00	5.000,00			291.600,00
Cluster members trained	Trainees				350,00	14.000,00			310.000,00
Study tours completed (in country and CARICOM countries-Demonstration of Best Practices)	Tours				56,00				30.000,00
RADA Extension Staff trained in agribusiness and marketing (3 day courses)	Staff	30,00			150,00	77.500,00			92.300,00
RADA Extension Staff provided with allowances	Staff	30,00			150,00	2.400,00			24.000,00
Export market developed (UK, USA, CANADA-include consultants, workshops, surveys)	Markets				3,00	120.000,00			536.900,00
Farmers matched with agribusiness in main cities	Farmers				400,00	70.000,00			270.000,00
Information system developed at MOAF	System				1,00	15.000,00			125.000,00
Food quality and safety management systems									
Food safety policy-legislation enacted	Law enacted				1,00	38.400,00			120.000,00
Staff trained in food safety system management (workshop,national and overseas training)	Staff				1.106,00				382.000,00
Food safety laboratories upgraded (Cornwal hospital lab, VSD diagnostic biochemical-residue lab, National Codex)	Labs				3,00				242.000,00
Food safety strategic plan completed (includes performance evaluation IICA/FAO methodology)	Plan				1,00				39.000,00
Study on fees revenues of food safety services (cost recovery options) completed	Study				1,00				7.000,00
Research-innovation projects on food safety implemented	Projects				3,00				35.000,00
Technical capabilities for diagnosis, inspection, surveillance, response enhanced	Study				1,00				763.000,00
Surveillance of foodborne illnesses implemented	Surveillance				3,00				205.000,00

Descripción	Unidad de medida	Físico				Financiero			
		Planeado	Actual	Unidades Acumuladas	Unidades FDP	Planeado	Actual	Costos Acumulados	Costos FDP
Food inspection and registration system established (include consultants, workshops, manuals)	System				1,00	3.000,00			20.000,00
Information and food risk communication Plan completed (consultants, awareness campaign, survey, training stakeholders, evaluation)	Plan				1,00				92.000,00
Integrated food safety assurance system implemented (include consultants, food assurance plans for value chains, manuals GAP,HACCP,SSOP, workshops, pilot projects)	System				1,00				150.000,00
Committees on food safety organized and promoted (NAHFSCC, National Codex Committee, food safety weeks)	Committees				2,00	8.000,00			40.000,00
Food safety accreditation system attained	System				1,00				7.000,00
Norms and regulations on food safety harmonized	Studies				1,00				19.000,00
Food safety safeguards in exportation agreements completed (include traceability, assistance to international meetings)	Agreements				10,00	14.000,00			137.000,00
Policy and animal health legislation updated	Policy				1,00				28.000,00
Staff trained in animal health	Staff				302,00				98.000,00
OIE/PVS performance evaluation system developed	System				1,00				65.500,00
Animal Health facilities upgraded	Facilities				2,00				240.000,00
Animal health laboratories upgraded (quarantine, artificial insemination, parishes)	Kits				9,00				103.800,00
Vehicles acquired for the Veterinary Service Division	Vehicles				2,00				80.000,00
Animal health diagnosis system established	System				1,00	10.000,00			28.000,00
Animal health Quality Assurance system established	System				1,00				18.000,00
Animal Health Surveillance system established	System				1,00	111.000,00			422.450,00
National Animal Disease Preparedness Programme updated	Study				1,00				52.000,00
Animal Health inspection and registration services updated (consultant and workshops)	Study				1,00				8.000,00
Export/import one stop shop unit equipped	Desktops				3,00				16.500,00
Computers acquired to integrate VSD Databases to central information system	Desktops				14,00				21.000,00

Descripción	Unidad de medida	Físico				Financiero			
		Planeado	Actual	Unidades Acumuladas	Unidades FDP	Planeado	Actual	Costos Acumulados	Costos FDP
Animal health education campaign aimed at preventing exotic diseases (design, brochures) implemented	Campaign				3,00				78.000,00
Good Agricultural Practices (GAP) manuals and protocols for milk and dairy products, cattle meat, swine, goat and fish (consultants and workshops) completed.	Manuals				5,00				24.000,00
Proposal submitted for accreditation of animal health independent professionals and private laboratories (consultant, workshops)	Study				1,00				20.000,00
Animal health norms and regulations harmonized with international standards	Study				1,00				14.000,00
Animal traceability system updated	System				1,00	6.000,00			295.800,00
Protocols for animal diseases risk analysis completed	Manual				1,00				11.500,00
Animal Welfare system implemented	System				1,00				22.000,00
Participation in international meetings related to animal health supported	Trips				10,00				30.000,00
Plant health service capacity established	Service				1,00	26.000,00			585.600,00
Diagnosis quality control system for Plant health laboratories established	System				1,00	1.500,00			61.500,00
Certification of plant health quality of services implemented	Certification				1,00				20.000,00
Plant pest surveillance system developed	System				1,00	108.000,00			551.450,00
Plant quarantine system developed (include workshops, inspection/registration protocol manuals and procedures)	System				1,00				108.000,00
Information and communication system on phytosanitary issues established	System				1,00				185.000,00
Pilot projects implemented on Good Agricultural Practices (GAP) (pumpkin, ginger, sorrel, hot peppers, sweet potato, irish potato, dasheen, yam)	Pilot projects				8,00				25.000,00
Agribusiness Value Chain Development									
Projects supported by the Innovation Facility	Projects				40,00	217.200,00			1.837.600,00
Value Chain Projects implemented (Private-Public Partnership, specialized studies, due diligence, business plan, financing)	Projects				5,00				3.040.000,00
Financial-administrative management information system developed at Agro-Investment Corporation	MIS System	1,00			1,00	88.000,00			88.000,00
Specialized studies to assist to AIC sustainability implemented	Studies				2,00				35.000,00

INFORME DE SEGUIMIENTO DE PROGRESO

JA-L1012 - Programa de Competitividad Agropecuaria
2011 1º período con cierre al (30-Set-2011)

Descripción	Unidad de medida	Físico				Financiero			
		Planeado	Actual	Unidades Acumuladas	Unidades FDP	Planeado	Actual	Costos Acumulados	Costos FDP
Specialized support provided to AIC to assist in implementing the Agribusiness Value Chain Component (person months)	Person/months	32,00			152,00	80.000,00			380.000,00
Administration and Supervision									
Concurrent Costs									
Contingencies									
TOTAL						1.047.000,00			12.711.500,00