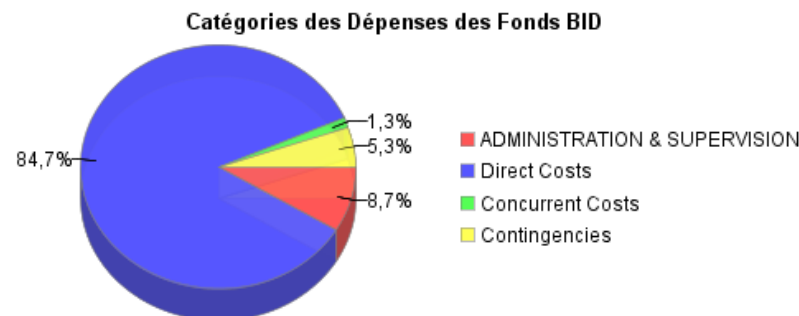
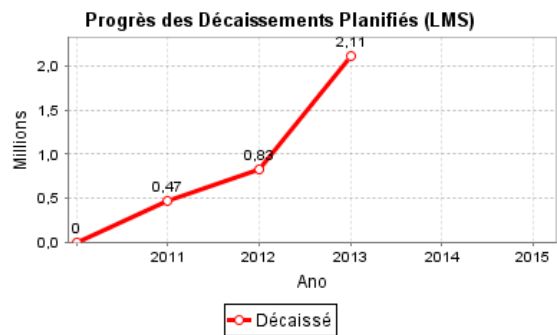
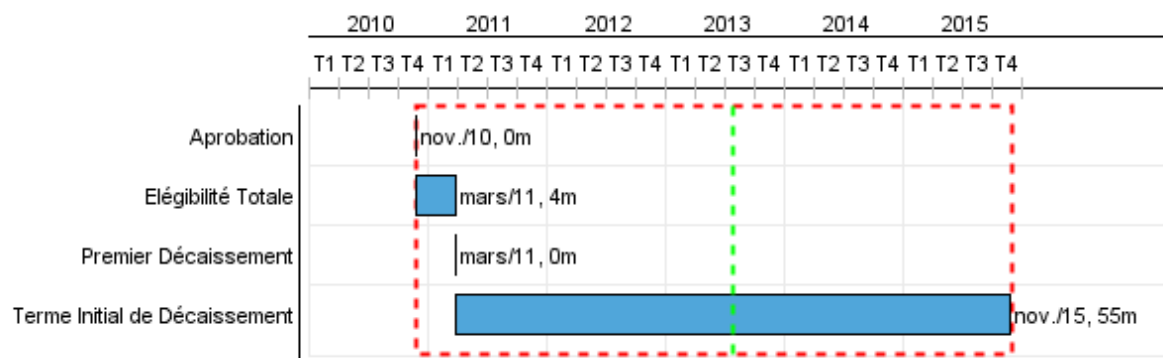


Rapport Résumé

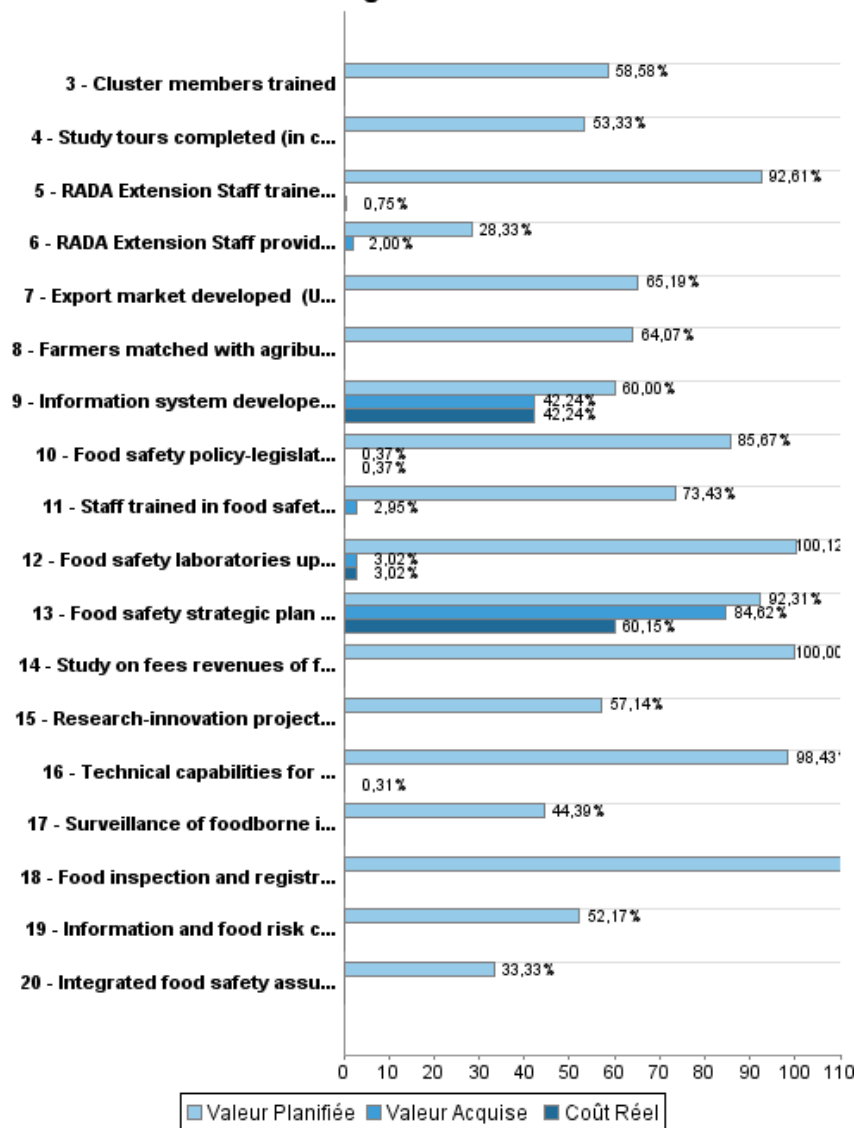
Données Générales		Fonds Disponibles (US\$)		Coût Total et Source de Financement	
Agence d' Exécution (EA):	MINISTRY OF AGRICULTURE	Montant Courant Approuvé:	15.000.000,00	Initial BID:	15.000.000,00
Secteur:	AGRICULTURE AND RURAL DEVELOPMENT-SUSTAINABLE AGRICULTURAL DEVELOPMENT	Montant Décaissé à ce Jour:	2.106.496,32	Courant BID:	15.000.000,00
Numéro(s) de Prêt(s):	2444/OC-JA	% Décaissé:	14,04	Pari Passu:	100,00
Étape:	Approved	Solde:	12.893.503,68	Cofinancement/Pays:	
Type d' Opération:	INV - Investissement	Estimation Initiale:		Période d'Amortissement (mois):	234
Opération(s) Connexe(s):	JA-T1052, RG-P1400				
Sous-Type de l'Opération:	ESP - Specific Investment Operation				

Catégorie d'Impact Environnemental et Social du Projet	Reformulation	Validation	
Catégorie d'Impact Environnemental et Social du Projet:	B () Les objectifs du projet ont-ils été reformulés?	Validé par le Chef de Division:	11-abr-2013
		Validé par le Représentant:	22-abr-2013

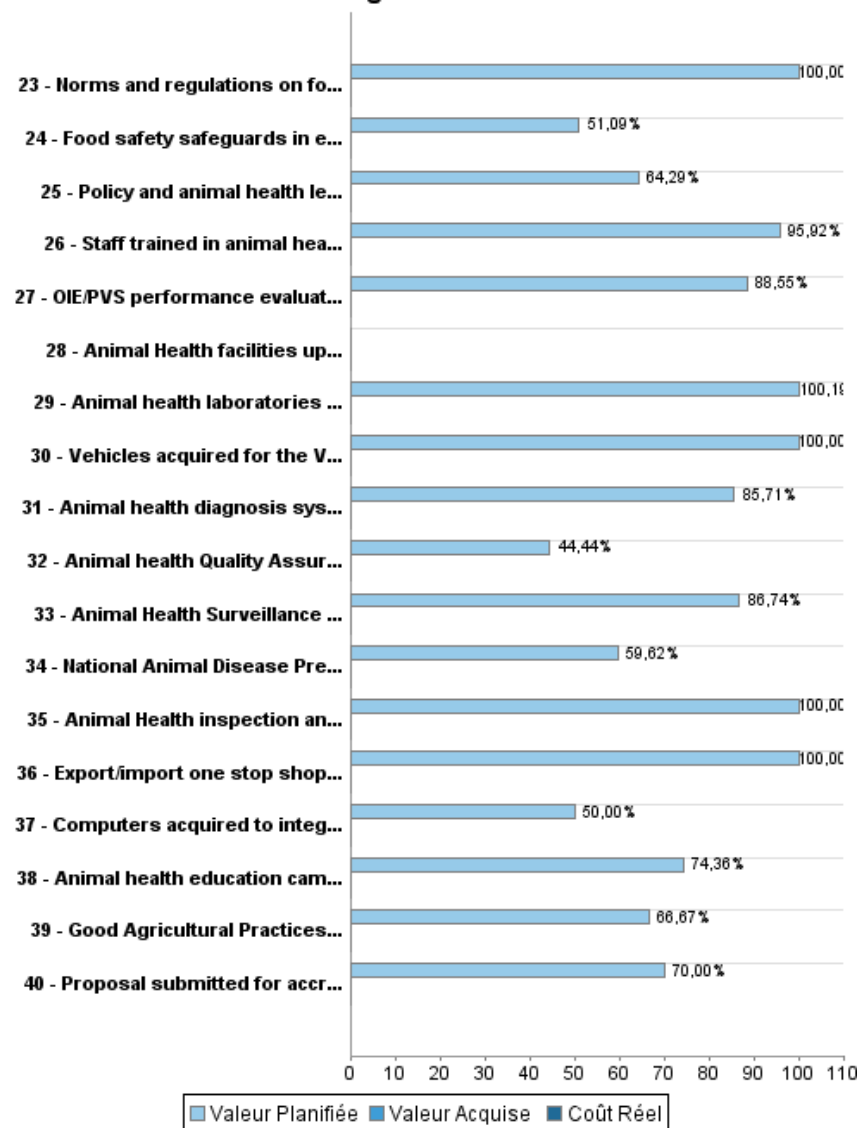


Progrès Cumulé à 2012

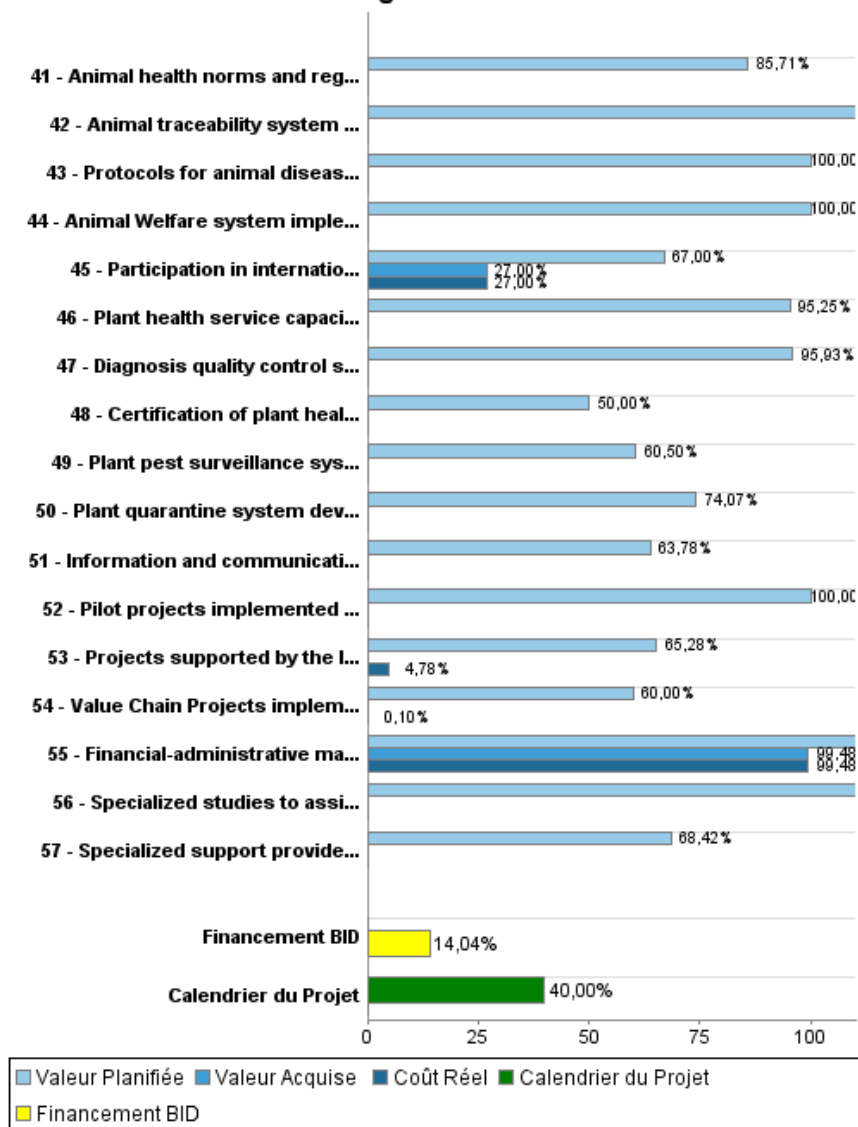
Progrès Cumulé



Progrès Cumulé



Progrès Cumulé



Résultats

Résultat: Capacity among organized farmers to access domestic and international markets increased

Indicateur	Unité de Mesure	Ligne de Base	Année Ligne de Base		2012	2013	2014	2015	Fin du Projet
Average income of farmers increased	US\$	5.349,00	2010	P A		5.739,00		6.258,00	6.258,00
Proportion of targeted farmers selling to national and international dynamic markets increased	%	10,00	2009	P A					35,00
Producers Organizations (PO) working in prioritized value chains.	POs		2010	P A		10,00	20,00	20,00	50,00
Number of Females farmers benefited	farmers		2010	P A		375,00		1.125,00	1.500,00
Number of Male farmers benefited	farmers		2010	P A		875,00		2.625,00	3.500,00

Résultat: Health status of the human population improved through the establishment of an Agricultural Health and Food Quality Management System

Indicateur	Unité de Mesure	Ligne de Base	Année Ligne de Base		2012	2013	2014	2015	Fin du Projet
Foodborne illness outbreaks decreased	outbreaks	9,00	2009	P A	7,00			4,00	4,00
Foodborne illness outbreaks in the tourist sector decreased	outbreaks	8,00	2009	P A		5,00		2,00	2,00
Refusals of fresh food at US border decreased	refusals	242,00	2009	P A	206,00			121,00	121,00

Résultat: Integrated Food Safety Services organized and supported by a national Food Safety Policy and Legislation, with operational and institutional capacity achieved at national and parish levels

Indicateur	Unité de Mesure	Ligne de Base	Année Ligne de Base		2012	2013	2014	2015	Fin du Projet
Commercial farmers benefitted by the Food Safety Management Control System	farmers		2009	P A	228.000,00			228.000,00	228.000,00
Performance Index of Food Safety System improved	Index	60,00	2010	P A	68,00			70,00	70,00
Consumer awareness of food safety issues improved	level		2011	P A		5,00		10,00	10,00
Phytosanitary (PH) and food safety (FS) export protocols for nontraditional products /developed and approved	reports		2011	P A		5,00		5,00	10,00

Résultat: Enhanced Plant Health Service operational and institutional capacity achieved at national and parish levels

Indicateur	Unité de Mesure	Ligne de Base	Année Ligne de Base		2012	2013	2014	2015	Fin du Projet
Performance Index of Plant Health Service increased	Index	60,00	2010	P A		70,00		80,00	80,00
Jamaica recognized as free status of Medfly, Giant African snail and Papaya Mealy Bug	Countries		2010	P A		1,00		2,00	3,00

Résultat: Animal Health Service operational and institutional capacity achieved at national and parish levels

Indicateur	Unité de Mesure	Ligne de Base	Année Ligne de Base		2012	2013	2014	2015	Fin du Projet
Performance Index of Animal Health System improved	Index	60,00	2010	P A		70,00		80,00	80,00
Status free of major animal exotic diseases recognized and certified by OIE (FMD, AI and BSE)	diseases		2010	P A		1,00		2,00	3,00

Résultat: Stakeholders integrated into value chains

Indicateur	Unité de Mesure	Ligne de Base	Année Ligne de Base		2012	2013	2014	2015	Fin du Projet
Jobs created in prioritized value-chains	Jobs		2011	P A		300,00		700,00	1.000,00
Public-private investment ratio in target value chains increased	Ratio	1,00	2010	P A		1,20		1,50	1,50
Value of sales for each prioritized end-to-end pilot value chains increased	%		2011	P A		15,00		15,00	30,00

Produites: Progrès Physique et Financier Annuel 2012

Description	Unité de Mesure	Physique				Financier			
		Planifié	Réel	Unités Cumulées	Unités FDP	Planifié	Réel	Coûts Cumulées	Coûts FDP
Market access and market linkages development									
Producer Organizations trained on market linkages and group dynamics (management, leadership, conflict resolution, negotiation).	Trainees	54,00			240,00	34.000,00	1.100,00		180.000,00
Farmers trained on production (GOP) and post harvest handling through Farmers Field Schools	Trainees	250,00			1.000,00	87.900,00			291.600,00
Cluster members trained	Trainees				350,00	77.600,00			310.000,00
Study tours completed (in country and CARICOM countries-Demonstration of Best Practices)	Tours	14,00			56,00	8.000,00			30.000,00
RADA Extension Staff trained in agribusiness and marketing (3 day courses)	Staff	30,00			150,00	3.700,00	691,00		92.000,00
RADA Extension Staff provided with allowances	Staff	30,00	6,00		150,00	2.400,00			24.000,00
Export market developed (UK, USA, CANADA-include consultants, workshops, surveys)	Markets	1,00			3,00	125.000,00			536.900,00
Farmers matched with agribusiness in main cities	Farmers				400,00	50.000,00			270.000,00
Information system developed at MOAF	System		1,00		1,00	30.000,00	52.800,00		125.000,00
Food quality and safety management systems									
Food safety policy-legislation enacted	Law enacted				1,00	33.400,00	441,00		120.000,00
Staff trained in food safety system management (workshop,national and overseas training)	Staff	400,00	33,00		1.106,00	136.500,00			382.000,00
Food safety laboratories upgraded (Cornwal hospital lab, VSD diagnostic biochemical-residue lab, National Codex)	Labs				3,00		7.300,00		242.000,00
Food safety strategic plan completed (includes performance evaluation IICA/FAO methodology)	Plan	1,00	1,00		1,00	33.000,00	23.460,00		39.000,00
Study on fees revenues of food safety services (cost recovery options) completed	Study	1,00			2,00	7.000,00			7.000,00
Research-innovation projects on food safety implemented	Projects	1,00			3,00	5.000,00			35.000,00
Technical capabilities for diagnosis, inspection, surveillance, response enhanced	Study	1,00			2,00	743.000,00	2.400,00		763.000,00
Surveillance of foodborne illnesses implemented	Surveillance	1,00			4,00	75.000,00			205.000,00

Description	Unité de Mesure	Physique				Financier			
		Planifié	Réel	Unités Cumulées	Unités FDP	Planifié	Réel	Coûts Cumulées	Coûts FDP
Food inspection and registration system established (include consultants, workshops, manuals)	System	1,00			2,00	17.000,00			20.000,00
Information and food risk communication Plan completed (consultants, awareness campaign, survey, training stakeholders, evaluation)	Plan	1,00			2,00	36.000,00			92.000,00
Integrated food safety assurance system implemented (include consultants, food assurance plans for value chains, manuals GAP,HACCP,SSOP, workshops, pilot projects)	System				1,00				150.000,00
Committees on food safety organized and promoted (NAHFSCC, National Codex Committee, food safety weeks)	Committees	1,00			3,00	11.000,00			40.000,00
Food safety accreditation system attained	System				1,00				7.000,00
Norms and regulations on food safety harmonized	Studies				1,00				19.000,00
Food safety safeguards in exportation agreements completed (include traceability, assistance to international meetings)	Agreements	3,00			13,00	19.000,00			137.000,00
Policy and animal health legislation updated	Policy	1,00			2,00	8.000,00			28.000,00
Staff trained in animal health	Staff				302,00				98.000,00
OIE/PVS performance evaluation system developed	System				1,00	36.000,00			65.500,00
Animal Health facilities upgraded	Facilities				2,00				240.000,00
Animal health laboratories upgraded (quarantine, artificial insemination, parishes)	Kits				9,00				103.800,00
Vehicles acquired for the Veterinary Service Division	Vehicles	2,00			4,00	80.000,00			80.000,00
Animal health diagnosis system established	System	1,00			1,00	14.000,00			28.000,00
Animal health Quality Assurance system established	System	1,00			1,00	8.000,00			18.000,00
Animal Health Surveillance system established	System				1,00	119.000,00			422.450,00
National Animal Disease Preparedness Programme updated	Study	1,00			2,00	30.000,00			52.000,00
Animal Health inspection and registration services updated (consultant and workshops)	Study				1,00				8.000,00
Export/import one stop shop unit equipped	Desktops				3,00				16.500,00
Computers acquired to integrate VSD Databases to central information system	Desktops				14,00				21.000,00

Description	Unité de Mesure	Physique				Financier			
		Planifié	Réel	Unités Cumulées	Unités FDP	Planifié	Réel	Coûts Cumulées	Coûts FDP
Animal health education campaign aimed at preventing exotic diseases (design, brochures) implemented	Campaign	1,00			3,00	20.000,00			78.000,00
Good Agricultural Practices (GAP) manuals and protocols for milk and dairy products, cattle meat, swine, goat and fish (consultants and workshops) completed.	Manuals	2,00			5,00	8.000,00			24.000,00
Proposal submitted for accreditation of animal health independent professionals and private laboratories (consultant, workshops)	Study				1,00	4.000,00			20.000,00
Animal health norms and regulations harmonized with international standards	Study	1,00			2,00	12.000,00			14.000,00
Animal traceability system updated	System	1,00			2,00	281.800,00			295.800,00
Protocols for animal diseases risk analysis completed	Manual	1,00			2,00	11.500,00			11.500,00
Animal Welfare system implemented	System				1,00				22.000,00
Participation in international meetings related to animal health supported	Trips		2,00		10,00		8.100,00		30.000,00
Plant health service capacity established	Service				1,00	23.600,00			585.600,00
Diagnosis quality control system for Plant health laboratories established	System				1,00	35.500,00			61.500,00
Certification of plant health quality of services implemented	Certification				1,00				20.000,00
Plant pest surveillance system developed	System				1,00	85.613,00			551.450,00
Plant quarantine system developed (include workshops, inspection/registration protocol manuals and procedures)	System				1,00	24.000,00			108.000,00
Information and communication system on phytosanitary issues established	System				1,00	66.000,00			185.000,00
Pilot projects implemented on Good Agricultural Practices (GAP) (pumpkin, ginger, sorrel, hot peppers, sweet potato, irish potato, dasheen, yam)	Pilot projects	4,00			8,00	10.000,00			25.000,00
Agribusiness Value Chain Development									
Projects supported by the Innovation Facility	Projects	5,00			40,00	378.400,00	87.770,00		1.837.600,00
Value Chain Projects implemented (Private-Public Partnership, specialized studies, due diligence, business plan, financing)	Projects	1,00			5,00	608.000,00	2.906,37		3.040.000,00
Financial-administrative management information system developed at Agro-Investment Corporation	MIS System				1,00		87.540,00		88.000,00
Specialized studies to assist to AIC sustainability implemented	Studies	2,00			2,00	35.000,00			35.000,00

Description	Unité de Mesure	Physique				Financier			
		Planifié	Réel	Unités Cumulées	Unités FDP	Planifié	Réel	Coûts Cumulées	Coûts FDP
Specialized support provided to AIC to assist in implementing the Agribusiness Value Chain Component (person months)	Person/months	36,00			152,00	90.000,00			380.000,00
Administration and Supervision									
1513820	N/A					250.000,00	208.560,00		1.279.700,00
Concurrent Costs									
Monitoring and Evaluation	N/A					25.000,00	32.910,00		177.000,00
Contingencies									
Contingencies	N/A					250.000,00			832.000,00
TOTAL						4.047.913,00	515.978,37		14.999.900,00