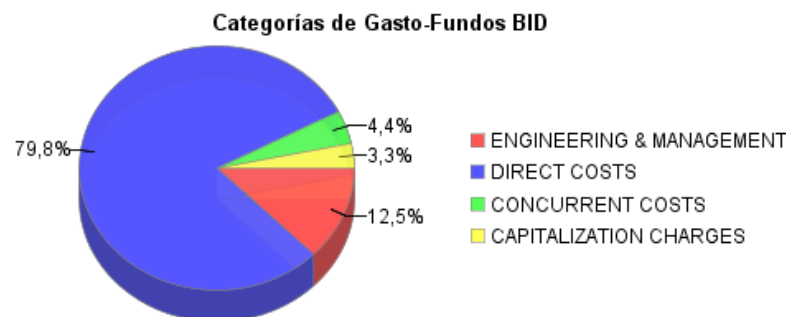
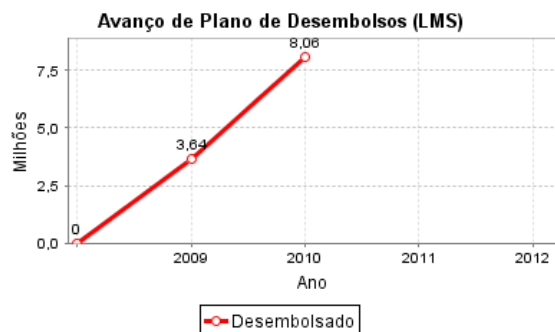
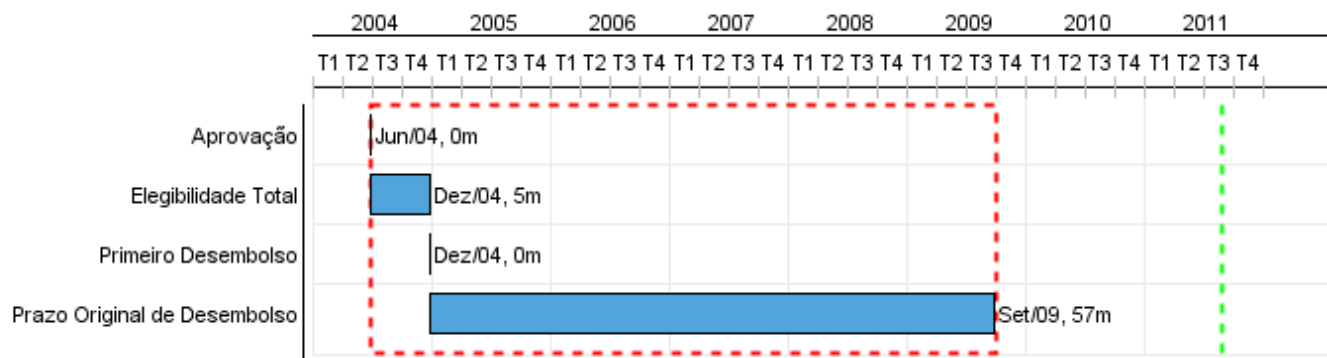


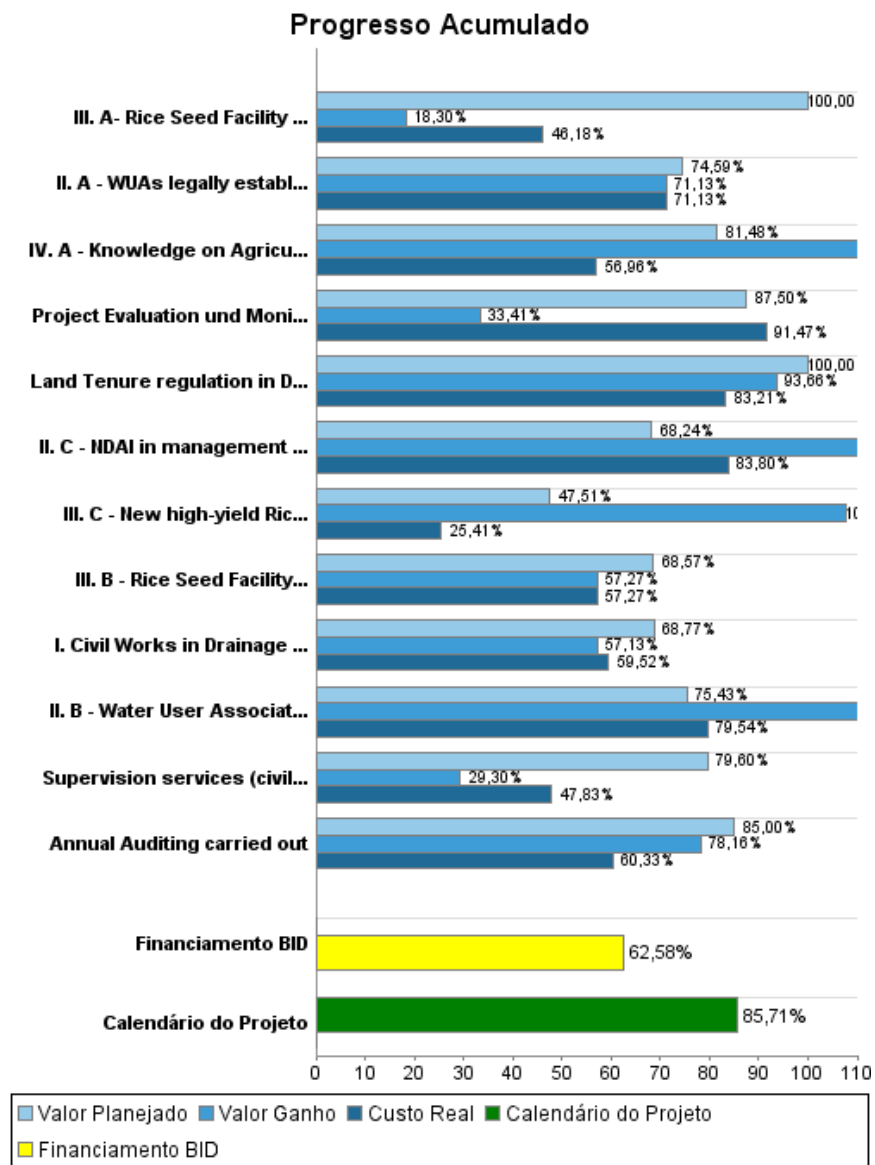
Relatório Resumido

Dados Gerais		Fundos Disponíveis (US\$)	Custo Total e Fonte
Executor:	MINISTRY OF AGRICULTURE (HYDRAUL.DEPT)		
Setor:	AGRICULTURE AND RURAL DEVELOPMENT-IRRIGATION AND DRAINAGE		
Número da Operação:	1558/SF-GY	Atual:	17.428.200,00
Estágio:	Approved	Desembolsado:	10.907.310,15
Tipo Operação:	INV - Investimento	% Desembolsado:	62,58
Operação Relacionada:		Saldo:	6.520.889,85
Subtipo de Operação:	ESP - Specific Investment Operation		
		Original BID:	22.500.000,00
		Corrente BID:	17.428.200,00
		Pari-passu:	100,00
		Cofinanciamento/País:	2.500.000,00
		Original Estimado:	25.000.000,00
		Período de Amortização (meses):	354

Categoria do impacto social	Reformulação	Validação
Categoria do impacto social:	B () Os objetivos do projeto foram reformulados?	Validado pelo Chefe de Divisão: Mar 30, 2011 Validado pelo Representante do País: Apr 13, 2011



Progresso Acumulado até 2010



Resultados

Resultado:	Increase of agricultural productivity and enhance competitiveness principally focused on the rice sector through Drainage & Irrigation (D&I) rehabilitation in selected areas, D&I institutional development, including farmers' training and establishme
Suposições:	1. world market price for rice does not fall in real terms; 2. Weather conditions are stable and good for agriculture; 3. Caribbien rice market is not adversely affecte by US export under PL 480; 4. Pesticide and Toxic Controll Borad and Toxic Residue Laboratory fully operational by mi term review.
Observações:	baseline study / per project area disponible through faisibility study of 2003

Indicador	Unidade Medida	Linha Base	Ano Linha Base		2009	2010	2011	Final do Projeto
Cost of rice production per tonne reduced per ton by 25% over 5 years	costs / rice production per tonne		2004	P A				25,00
Satisfactory completion of primary and secondary D&I and service roads after 5 years covering 6 project areas (60,000 acres)	# areas rehabilitated		2004	P A		6,00 4,00		5,00
WUA D&I fees collected from 80% of farmers / project area secondary D&I systems rehabilitated 4 years after completion of works;	% farmer / area		2004	P A				80,00
D&I rates set to ensure effective and sustainable O&M system in the selected areas by end of the program	1 = yes; 0 = no		2004	P A				1,00
Rehabilitated areas of the secondary D&I system are being operated by WUA by the end of the project.	# areas (acres) operated by WUA		2004	P A				6,00
Rehabilitated areas of the primary D&I system are being operated and maintained by NDIA by the end of the project.	# areas (acres) operated bei NDIA		2004	P A		6,00 4,00		6,00
24% of project area are covered by using new seed varieties by the end of the program	tm/ha		2004	P A				24,00
Paddy rice yield increased	tmha	3,20	2004	P A		3,90 3,90	1,00	4,50
Three new markets indentified for Guyana's export of non-rice products	# markets		2004	P A			3,00	3,00

Produtos: Progresso Físico e Financeiro Anual 2010

Descrição	Unidade de medida	Físico				Financeiro			
		Planejado	Atual	Unidades Acumuladas	Unidades FDP	Planejado	Atual	Custos Acumulados	Custos FDP
I. Primary and Secondary D&I systems rehabilitated									
I. Civil Works in Drainage and Irrigation Infrastructure completed	D&I system	3,00	4,00		5,00	4.000.000,00	2.866.056,99		10.367.400,00
II. D&I Institutional Development enhanced									
II. A - WUAs legally established	WUAs		9,00		6,00	70.000,00	35.270,10		649.300,00
II. B - Water User Associations supported	Farmers	100,00	1.800,00		300,00	200.000,00	234.150,00		814.000,00
II. C - NDAI in management and O&M strenghtend	# staff	15,00	60,00		30,00	100.000,00	146.198,99		314.500,00
III. Rice Seed Development enhanced									
III. C - New high-yield Rice varieties resistant to local diseases reduced	unit	7,00	6,00		21,00	55.000,00	71.641,47		456.485,00
III. A- Rice Seed Facility designed	# facility		1,00		1,00	100.000,00	28.265,61		154.415,00
III. B - Rice Seed Facility constructed	# facility		1,00		1,00	600.000,00	501.153,36		875.000,00
IV. Agricultural Diversification promoted									
IV. A - Knowledge on Agricultural Diversification improved	Farmers	200,00	1.800,00		410,00	150.000,00	107.535,28		270.000,00
Project Management (ASDU) carried out									
Supervision services (civil works) carried out	# sistemas de riego		4,00		4,00	455.500,00	239.729,43		980.500,00
V. Tecnology Transfer in D&I systems improved									
Land Tenure regulation in D&I systems improved	# system		1,00		4,00				268.000,00
Project Auditing									
Annual Auditing carried out	# reports	1,00	1,00		5,00	15.000,00	10.713,65		100.000,00
Evaluation and Monitoring									
Project Evaluation und Monitoring carried out	unit		1,00		3,00	45.000,00			400.000,00
Financial Costs									
TOTAL						5.790.500,00	4.240.714,88		15.649.600,00