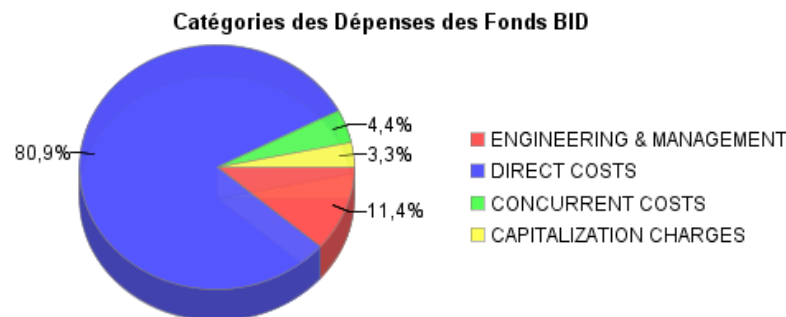
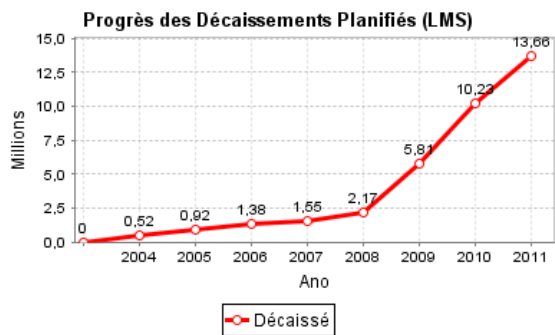
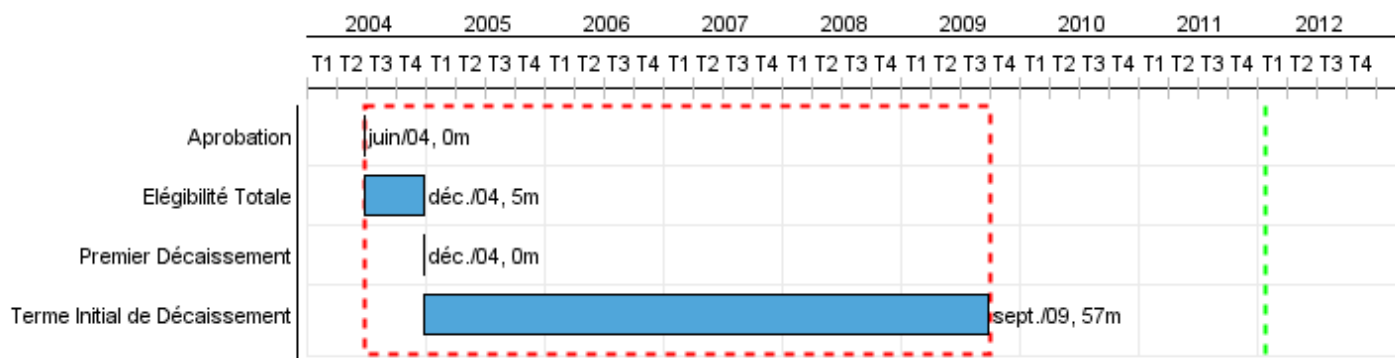


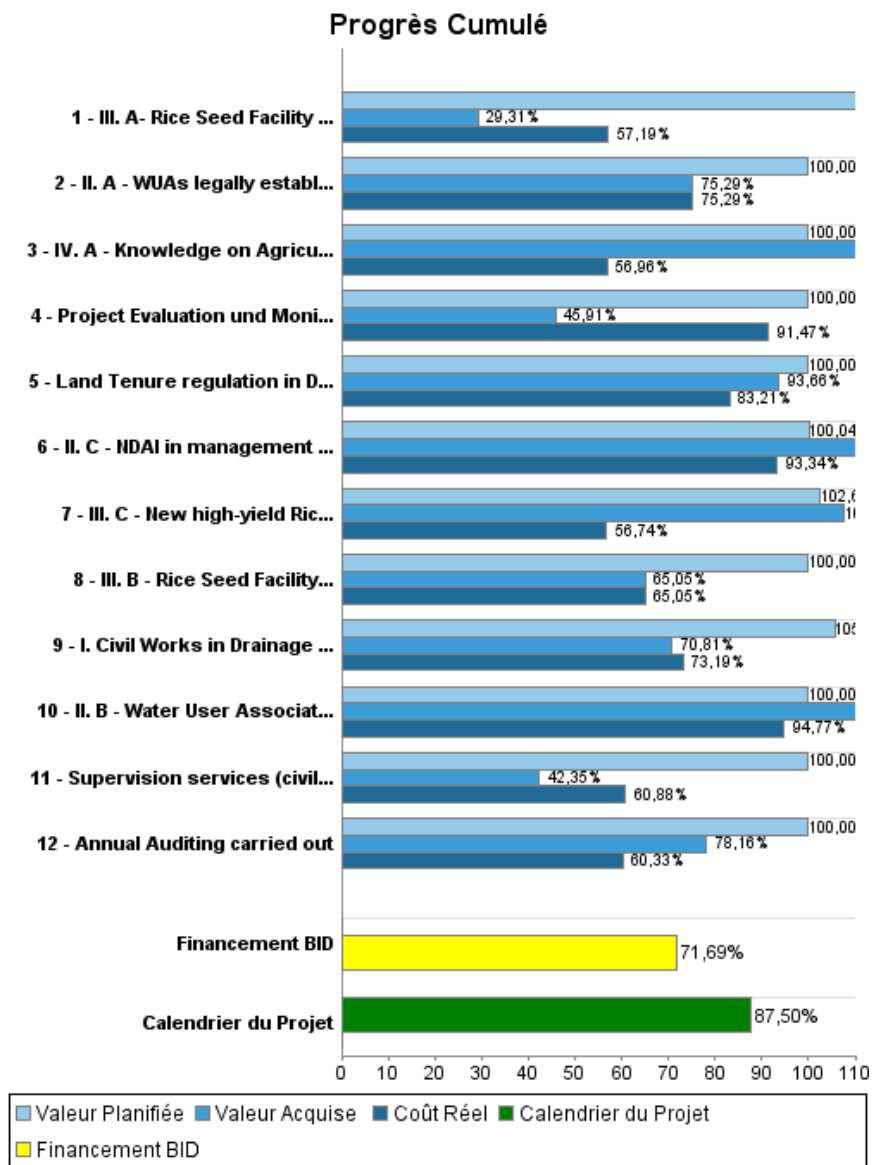
Rapport Résumé

Données Générales		Fonds Disponibles (US\$)		Coût Total et Source de Financement	
Agence d' Exécution (EA):	MINISTRY OF AGRICULTURE (HYDRAUL.DEPT)	Montant Courant Approuvé:	17.428.200,00	Initial BID:	22.500.000,00
Secteur:	AGRICULTURE AND RURAL DEVELOPMENT-IRRIGATION AND DRAINAGE	Montant Décaissé à ce Jour:	12.493.418,89	Courant BID:	17.428.200,00
Numéro(s) de Prêt(s):	1558/SF-GY	% Décaissé:	71,69	Pari Passu:	90,00
Étape:	Approved	Solde:	4.934.781,11	Cofinancement/Pays:	2.500.000,00
Type d' Opération:	INV - Investissement			Estimation Initiale:	25.000.000,00
Opération(s) Connexe(s):				Période d'Amortissement (mois):	354
Sous-Type de l'Opération:	ESP - Specific Investment Operation				

Catégorie d'Impact Environnemental et Social du Projet	Reformulation	Validation
Catégorie d'Impact Environnemental et Social du Projet: B(R)	() Les objectifs du projet ont-ils été reformulés?	Validé par le Chef de Division: Sep 30, 2011
		Validé par le Représentant: Oct 17, 2011



Progrès Cumulé à 2011



Résultats

Résultat:	Increase of agricultural productivity and enhance competitiveness principally focused on the rice sector through Drainage & Irrigation (D&I) rehabilitation in selected areas, D&I institutional development, including farmers' training and establishme
Suposições:	1. world market price for rice does not fall in real terms; 2. Weather conditions are stable and good for agriculture; 3. Caribbien rice market is not adversely affecte by US export under PL 480; 4. Pesticide and Toxic Controll Borad and Toxic Residue Laboratory fully operational by mi term review.
Observações:	baseline study / per project area disponible through faisibility study of 2003

Indicateur	Unité de Mesure	Ligne de Base	Année Ligne de Base		2009	2010	2011	Fin du Projet
Cost of rice production per tonne reduced per ton by 25% over 5 years	costs / rice production per tonne		2004	P A				25,00
Satisfactory completion of primary and secondary D&I and service roads after 5 years covering 6 project areas (60,000 acres)	# areas rehabilitated		2004	P A		6,00 4,00		5,00
WUA D&I fees collected from 80% of farmers / project area secondary D&I systems rehabilitated 4 years after completion of works;	% farmer / area		2004	P A				80,00
D&I rates set to ensure effective and sustainable O&M system in the selected areas by end of the program	1 = yes; 0 = no		2004	P A				1,00
Rehabilitated areas of the secondary D&I system are being operated by WUA by the end of the project.	# areas (acres) operated by WUA		2004	P A				6,00
Rehabilitated areas of the primary D&I system are being operated and maintained by NDIA by the end of the project.	# areas (acres) operated bei NDIA		2004	P A		6,00 4,00		6,00
24% of project area are covered by using new seed varieties by the end of the program	tm/ha		2004	P A				24,00
Paddy rice yield increased	tmha	3,20	2004	P A		3,90 3,90	1,00	4,50
Three new markets indentified for Guyana's export of non-rice products	# markets		2004	P A				3,00

Produites: Progrès Physique et Financier Annuel 2011

Description	Unité de Mesure	Physique				Financier			
		Planifié	Réel	Unités Cumulées	Unités FDP	Planifié	Réel	Coûts Cumulées	Coûts FDP
I. Primary and Secondary D&I systems rehabilitated									
I. Civil Works in Drainage and Irrigation Infrastructure completed	D&I system		0,50		5,00	3.827.400,00	1.418.000,00		10.367.400,00
II. D&I Institutional Development enhanced									
II. A - WUAs legally established	WUAs				6,00	165.000,00	27.000,00		649.300,00
II. B - Water User Associations supported	Farmers	50,00	400,00		300,00	200.000,00	124.000,00		814.000,00
II. C - NDAI in management and O&M strenghtend	# staff				30,00	100.000,00	30.000,00		314.500,00
III. Rice Seed Development enhanced									
III. C - New high-yield Rice varieties resistant to local diseases reduced	unit	13,00			21,00	251.485,00	143.000,00		456.485,00
III. A- Rice Seed Facility designed	# facility				1,00		17.000,00		154.415,00
III. B - Rice Seed Facility constructed	# facility		0,50		1,00	275.000,00	68.000,00		875.000,00
IV. Agricultural Diversification promoted									
IV. A - Knowledge on Agricultural Diversification improved	Farmers		1.500,00		410,00	50.000,00			270.000,00
Project Management (ASDU) carried out									
Supervision services (civil works) carried out	# sistemas de riego				4,00	200.000,00	128.000,00		980.500,00
V. Tecnology Transfer in D&I systems improved									
Land Tenure regulation in D&I systems improved	# system	1,00			4,00				268.000,00
Project Auditing									
Annual Auditing carried out	# reports	1,00			5,00	15.000,00			100.000,00
Evaluation and Monitoring									
Project Evaluation und Monitoring carried out	unit	1,00	1,00		3,00	50.000,00			400.000,00
Financial Costs									
TOTAL						5.133.885,00	1.955.000,00		15.649.600,00