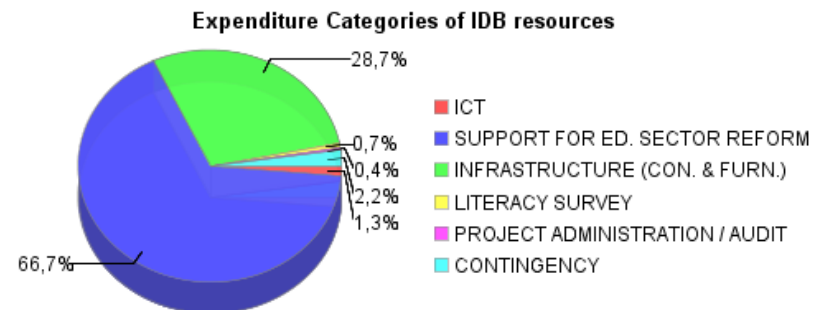
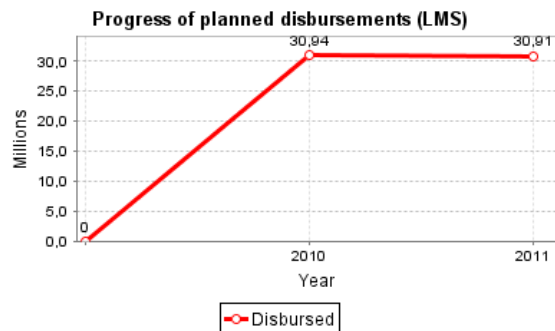
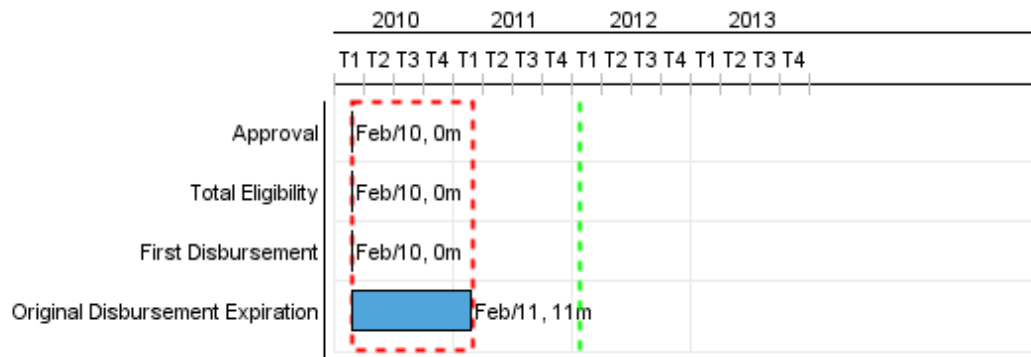


Summary Report

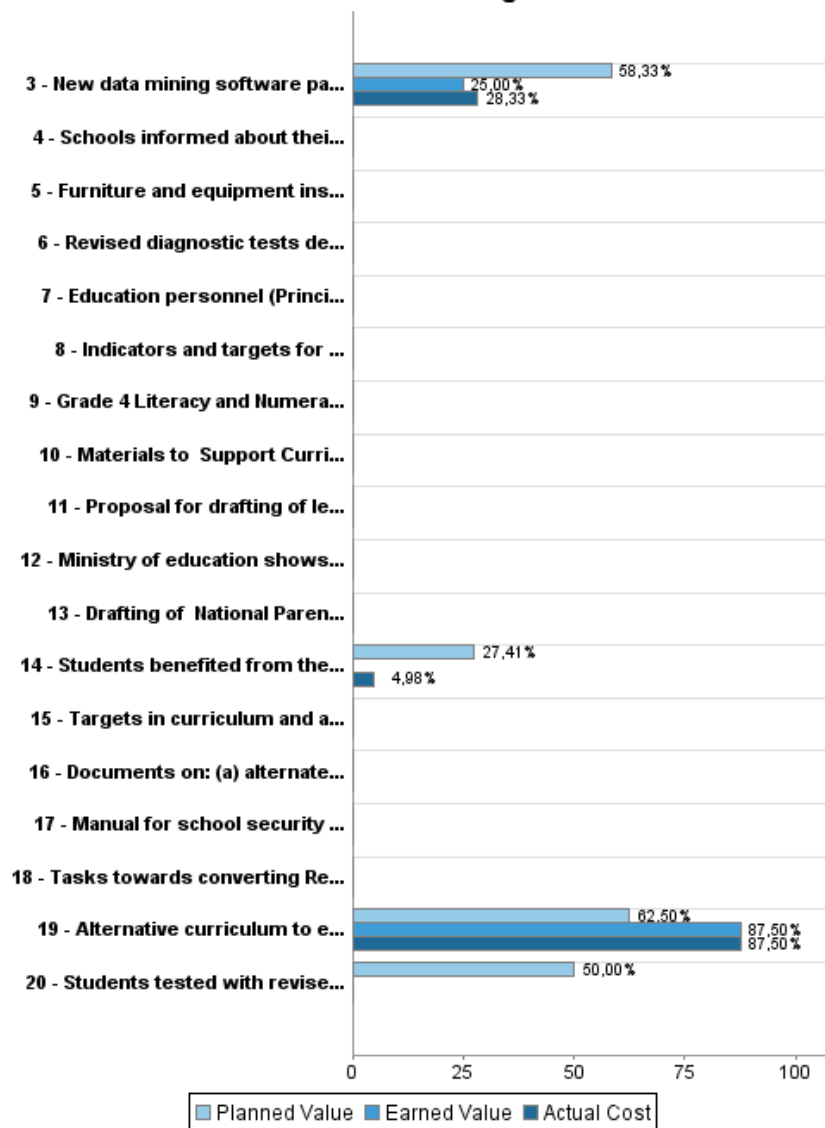
Basic Data		Available Funds (US\$)		Total Cost and Source	
Executing Agency (EA):	MINISTRY OF EDUCATION AND CULTURE				
Sector:	EDUCATION				
Loan Number(s):	2300/OC-JA;2301/OC-JA	Current Approved Amount:	45.000.000,00	Original IDB:	45.000.000,00
Stage:	Approved	Disbursed Amount to Date:	30.913.722,81	Current IDB:	45.000.000,00
Operation Type:	HIB - Hybrid Operation	% Disbursed:	68,70	Pari-passu:	100,00
Related Operation(s):	JA-L1002, RG-P1400	Balance:	14.086.277,19	Co-Financing/Country:	
Operation Subtype:	HIB - Hybrid Operation			Original Estimate:	45.000.000,00
				Amortization Period (months):	198

Project Environmental and Social Impact Category	Reformulation	Validation
Project Environmental and Social Impact Category: C	() Was the objective(s) of this project reformulated?	Validated by Division Chief: Sep 23, 2011 Validated by Country Representative: Oct 21, 2011

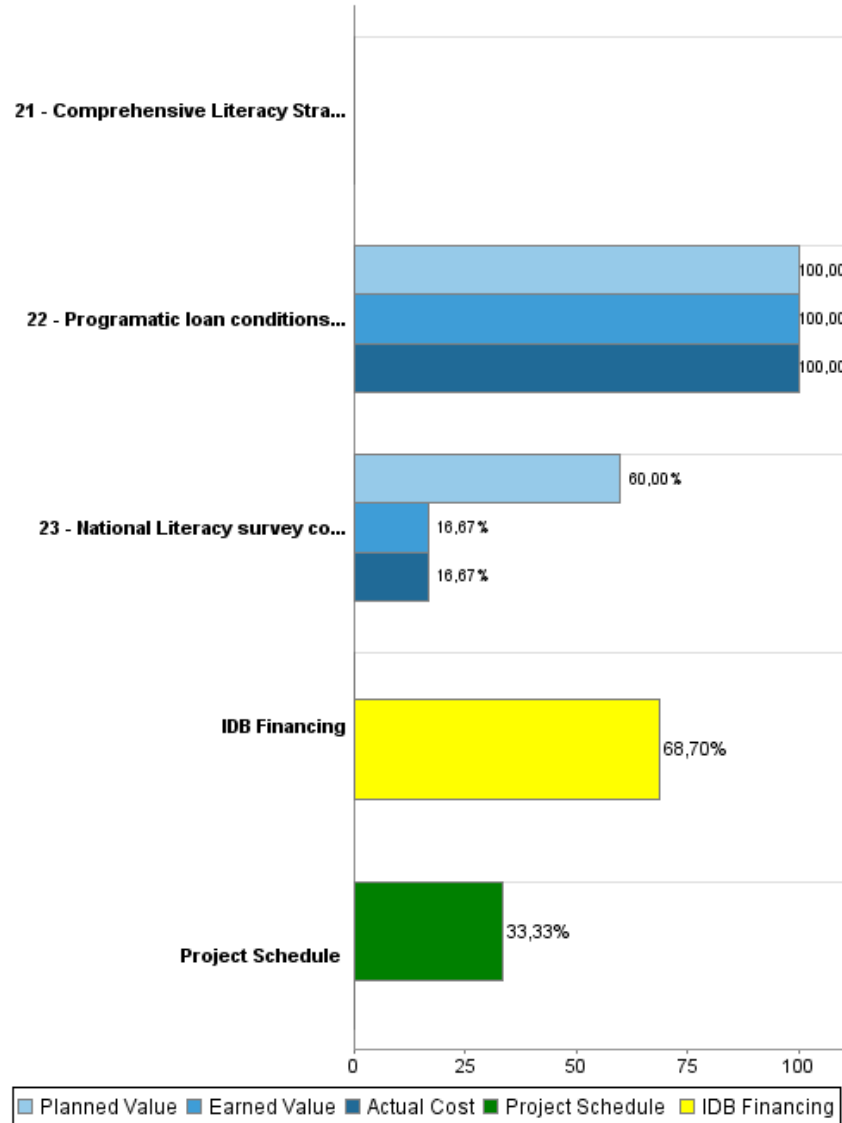


Accumulated Progress as of 2011

Accumulated Progress



Accumulated Progress



Outcomes

Outcome: A modernized central Ministry of Education focused on: policy formulation; monitoring and evaluation; standard setting and agency coordination achieved.

Outcome: Improved access to reliable and comprehensive data for planning, monitoring and evaluation policies and programs.

Outcome: Increased effectiveness of education through the transformation of the Regional Educational Entities (REE's).

Outcome: Improved standards of education with the creation of the National Education Inspectorate (NEI)

Outcome: Increased levels of professionalism through the creation of the Jamaica Teacher Council (JTC)

Outcome: Improved integrated curriculum and assessment framework to develop and monitor curriculum.

Outcome: Improved quality of primary and secondary education through the National Literacy Strategy (NLS), the National Mathematics Strategy (NMS) and the Lower Secondary Strategy (LSS)

Indicator	Unit of Measure	Baseline	Baseline Year		2010	2013	End of project
Students that master the performance grade 4 literacy test increase	percentage	63,00	2007	P	70,00		70,00
				A	70,00		

Outcome: Improved quality of teaching by supporting continuing education.

Indicator	Unit of Measure	Baseline	Baseline Year		2010	2013	End of project
Trained teachers with Bachelor degrees	Percentage	29,00	2006	P	34,00		34,00
				A	34,00		

Outcome: teacher/student ratio improved

Indicator	Unit of Measure	Baseline	Baseline Year		2010	2013	End of project
Number of students per teacher in areas where schools are built	students	45,00	2008	P		40,00	40,00
				A			

Outcome: Enhanced accountability of the system through appraisal of Principals and Guidance Counsellors and Teachers.

Outcome: Decrease of incidence of violent behaviour in schools.

Outputs: Annual Physical and Financial Progress 2011

Description	Unit of Measure	Physical				Financial			
		Planned	Actual	Accumulated units	EOP units	Planned	Actual	Accumulated costs	EOP costs
PBL component									
Ministry of education shows progress in implementation of the Action Plan	Plan				1,00				
Proposal for drafting of legislation for school improvement act and establishment of JCT and NEI completed	proposals				2,00				
Tasks towards converting Regions 1 and 2 into REEs commenced	Tasks				3,00				
Indicators and targets for the NEI accomplished in accordance with commitments expressed in the Performance Agreement (PA)	indicators in PA				4,00				
Indicators and targets for the JTC accomplished in accordance with commitments expressed in the Performance Agreement (PA)	number of targets				5,00				
Database to monitor literacy of all primary schools in grade 4 assessments completed	database				1,00				
Schools informed about their performance record in literacy with regional/national comparisons (grade 4 report).	Publications				1,00				
Comprehensive Literacy Strategy for improving literacy performance drafted including accountability matrix and proficiency pathway.	Strategy				1,00				
Grade 4 Literacy and Numeracy Tests implemented in all (793) primary level institutions (grades 1-6)	tests				793,00				
Targets in curriculum and assessments as established in the MOE's Strategic Corporate Plan achieved	targets				1,00				
Education personnel (Principals, Guidance Counsellors and Teachers) evaluated using improved appraisal instruments.	personnel				75,00				
Manual for school security and safety completed.	Manual				1,00				
Documents on: (a) alternate behavior management; (b) citizen education program; and (c) value-based curriculum guide completed.	documents				3,00				
Drafting of National Parenting Policy completed	Draft policy				1,00				
Programatic loan conditions achieved	conditions				14,00				30.000.000,00

Description	Unit of Measure	Physical				Financial			
		Planned	Actual	Accumulated units	EOP units	Planned	Actual	Accumulated costs	EOP costs
Investment Component									
New data mining software packages installed and used by officials/departments in Ministry of Education	packages	80,00			80,00	250.000,00	20.000,00		600.000,00
Students benefited from the construction of two new schools	Students				2.100,00	2.300.000,00			12.039.000,00
National Literacy survey completed	reports on survey	1,00			2,00	150.000,00			300.000,00
Alternative curriculum to enhance literacy (ASEP/ASTEP) developed	curriculum				1,00	20.000,00	20.000,00		80.000,00
Revised diagnostic tests developed and piloted (grade 2 and 6)	diagnostic test				2,00				70.000,00
Students tested with revised versions of tests	students tested	350,00			700,00	42.500,00			85.000,00
Materials to Support Curriculum for Literacy and Numeracy developed and distributed	materials				1,00				55.000,00
Furniture and equipment installed in new schools	schools equiped				2,00				888.889,00
TOTAL						2.762.500,00	40.000,00		44.117.889,00