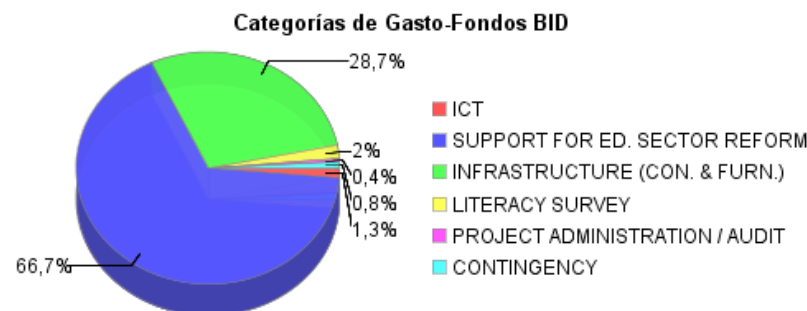
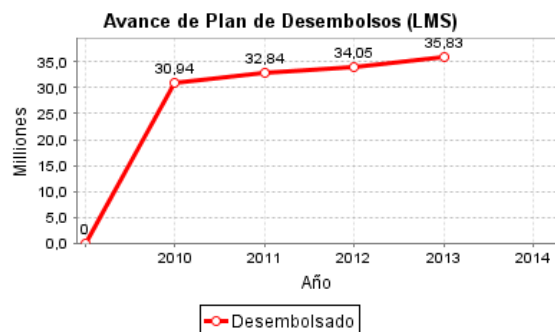
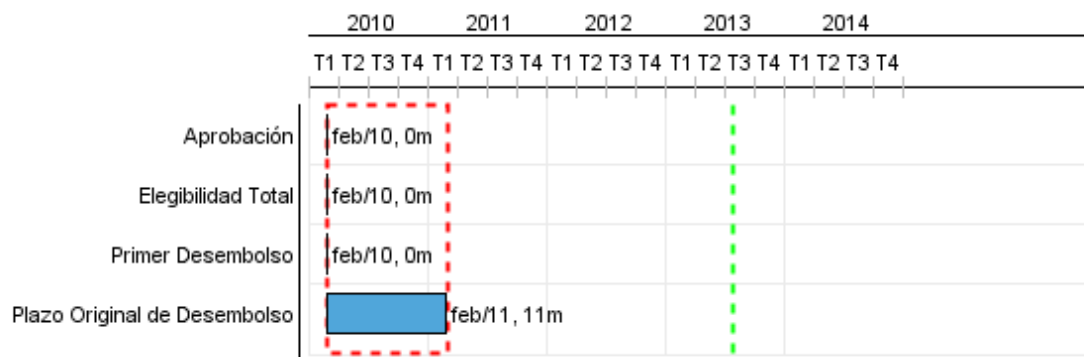


## Informe Resumido

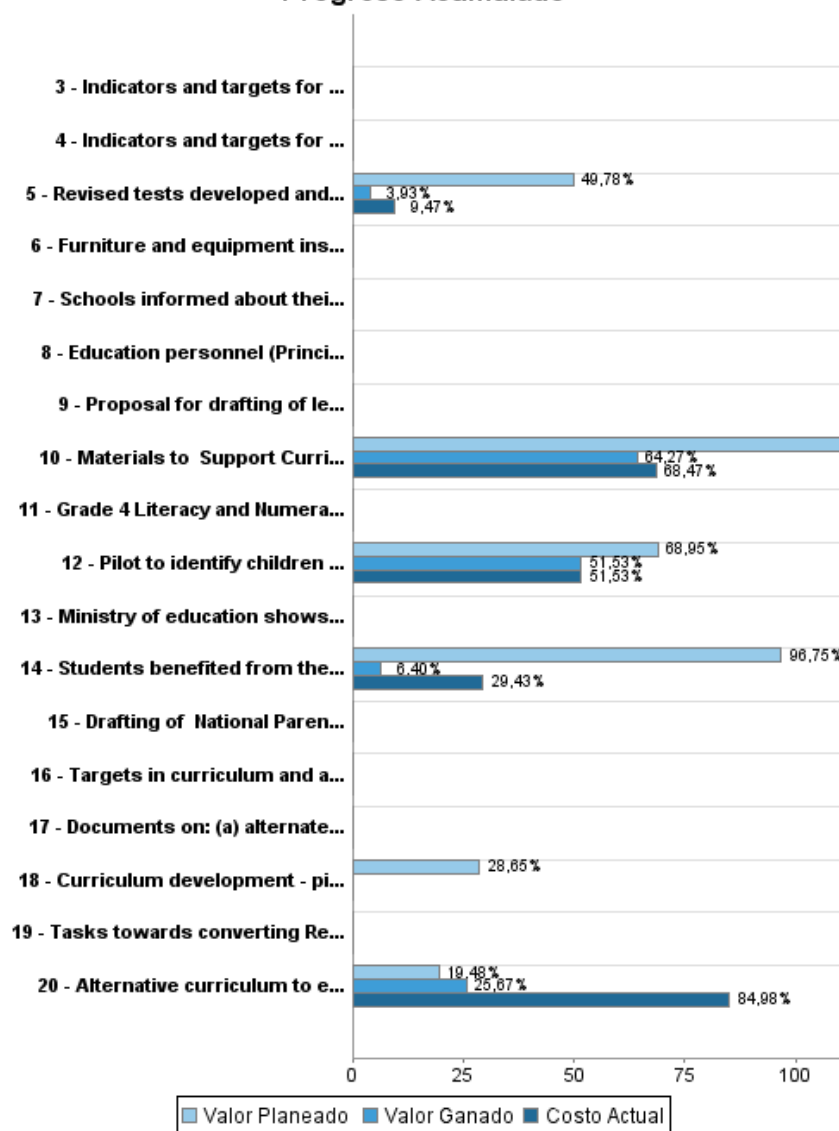
Datos Básicos del Proyecto		Fondos Disponibles (US\$)	Costo total y Fuente
Agencia Ejecutora (AE):	MINISTRY OF EDUCATION AND CULTURE		
Sector:	EDUCATION		
Número(s) de Préstamo:	2300/OC-JA;2301/OC-JA	Monto Aprobado Actual:	45.000.000,00
Etapa:	Approved	Monto Desembolsado a la fecha:	35.833.826,74
Tipo de Operación:	HIB - Operación Híbrida	% Desembolsado:	79,63
Operación(es) Relacionada(s):	JA-L1002, RG-P1400	Saldo:	9.166.173,26
Subtipo de Operación:	HIB - Operación Híbrida		
		BID Original:	45.000.000,00
		Actual BID:	45.000.000,00
		Pari-passu:	100,00
		Co-financiamiento/País:	
		Estimado Original:	45.000.000,00
		Período de Amortización (meses):	198

Categoría de Impacto Ambiental y Social del Proyecto	Reformulación	Validación
Categoría de Impacto Ambiental y Social del Proyecto: Ninguno	( ) ¿El objetivo (s) del proyecto fue reformulado?	Validado por el Jefe de División: 12-abr-2013 Validado por Representante de País: 15-abr-2013

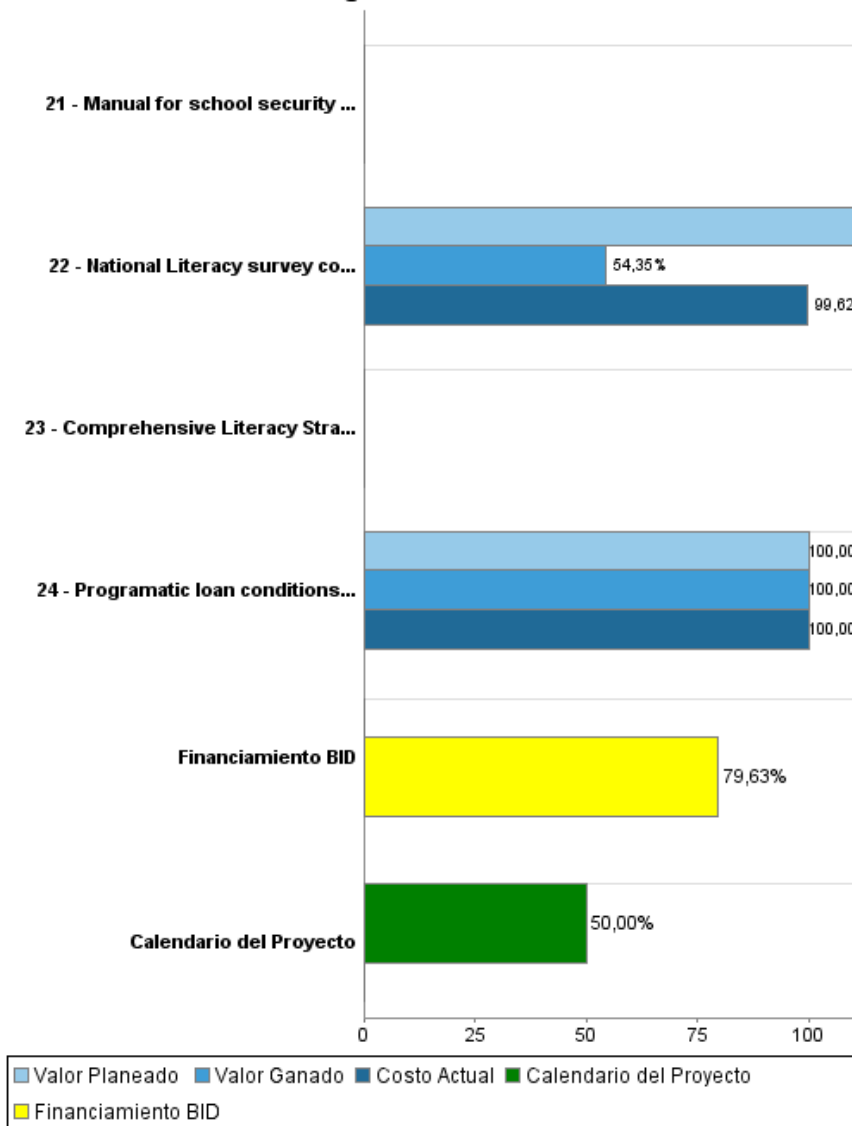


## Progreso Acumulado al 2012

### Progreso Acumulado



**Progreso Acumulado**



**Resultados**

**Resultado:** A modernized central Ministry of Education focused on: policy formulation; monitoring and evaluation; standard setting and agency coordination achieved.

Resultado: Improved access to reliable and comprehensive data for planning, monitoring and evaluation policies and programs.

**Resultado:** Increased effectiveness of education through the transformation of the Regional Educational Entities (REE's).

**Resultado:** Improved standards of education with the creation of the National Education Inspectorate (NEI)

**Resultado:** Increased levels of professionalism through the creation of the Jamaica Teacher Council (JTC)

**Resultado:** Improved integrated curriculum and assessment framework to develop and monitor curriculum.

**Resultado:** Improved quality of primary and secondary education through the National Literacy Strategy (NLS), the National Mathematics Strategy (NMS) and the Lower Secondary Strategy (LSS)

Indicador	Unidad de Medida	Línea de base	Año Línea de base		2010	2013	Fin de Proyecto
Students that master the performance grade 4 literacy test increase	percentage	63,00	2007	P	70,00		70,00
				A	70,00		

**Resultado:** Improved quality of teaching by supporting continuing education.

Indicador	Unidad de Medida	Línea de base	Año Línea de base		2010	2013	Fin de Proyecto
Trained teachers with Bachelor degrees	Percentage	29,00	2006	P	34,00		34,00
				A	34,00		

**Resultado:** teacher/student ratio improved

Indicador	Unidad de Medida	Línea de base	Año Línea de base		2010	2013	Fin de Proyecto
Number of students per teacher in areas where schools are built	students	45,00	2008	P		40,00	40,00
				A			

**Resultado:** Enhanced accountability of the system through appraisal of Principals and Guidance Counsellors and Teachers.

**Resultado:** Decrease of incidence of violent behaviour in schools.

**Productos: Progreso Físico y Financiero Anual 2012**

Descripción	Unidad de medida	Físico				Financiero			
		Planeado	Actual	Unidades Acumuladas	Unidades FDP	Planeado	Actual	Costos Acumulados	Costos FDP
<b>PBL component</b>									
Ministry of education shows progress in implemenation of the Action Plan	Plan				1,00				
Proposal for drafting of legislation for school improvement act and establishment of JCT and NEI completed	proposals				2,00				
Tasks towards converting Regions 1 and 2 into REEs commenced	Tasks				3,00				
Indicators and targets for the NEI accomplished in accordance with commitments expressed in the Performance Agreement (PA)	indicators in PA				4,00				
Indicators and targets for the JTC accomplished in accordance with commitments expressed in the Performance Agreement (PA)	number of targets				5,00				
Database to monitor literacy of all primary schools in grade 4 assessments completed	database				1,00				
Schools informed about their performance record in literacy with regional/national comparisons (grade 4 report).	Publications				1,00				
Comprehensive Literacy Strategy for improving literacy performance drafted including accountability matrix and proficiency pathway.	Strategy				1,00				
Grade 4 Literacy and Numeracy Tests implemented in all (793) primary level institutions (grades 1-6)	tests				793,00				
Targets in curriculum and assessments as established in the MOE's Strategic Corporate Plan achieved	targets				1,00				
Education personnel (Principals, Guidance Counsellors and Teachers) evaluated using improved appraisal instruments.	personnel				75,00				
Manual for school security and safety completed.	Manual				1,00				
Documents on: (a) alternate behavior management; (b) citizen education program; and (c) value-based curriculum guide completed.	documents				3,00				
Drafting of National Parenting Policy completed	Draft policy				1,00				
Programatic loan conditions achieved	conditions				14,00				30.000.000,00

Descripción	Unidad de medida	Físico				Financiero			
		Planeado	Actual	Unidades Acumuladas	Unidades FDP	Planeado	Actual	Costos Acumulados	Costos FDP
<b>Investment Component</b>									
Support for establishment of an EMIS for Ministry of Education	Technology system				1,00	250.000,00	40.407,00		600.000,00
Students benefited from the construction or expansion of schools	Students	900,00			4.200,00	4.310.000,00	2.764.260,00		12.000.000,00
National Literacy survey completed	reports on survey	1,00			1,00	100.000,00	6.772,00		92.000,00
Alternative curriculum to enhance literacy (ASEP/ASTEP) developed (Years 1 and 2)	curriculum	1,00	0,50		2,00	30.000,00	380.359,00		616.000,00
Revised tests developed and piloted (grade 2, 6 and 9)	diagnostic test	2,00	0,50		3,00	70.000,00	42.131,00		445.000,00
Materials to Support Curriculum for Literacy and Numeracy developed and distributed	materials	1,00	0,50		1,00	55.000,00	30.862,00		80.000,00
Project Administration	N/A					57.000,00	29.214,00		163.000,00
Contingencies	N/A								
Furniture and equipment installed in new schools	schools equiped								
Pilot to identify children with special needs carried out in education regions	Number		1,00		6,00		96.028,00		574.000,00
Curriculum development - pilot and revised curriculum guides for Grades 1-9	Number				2,00				430.000,00
<b>TOTAL</b>						<b>4.872.000,00</b>	<b>3.390.033,00</b>		<b>45.000.000,00</b>