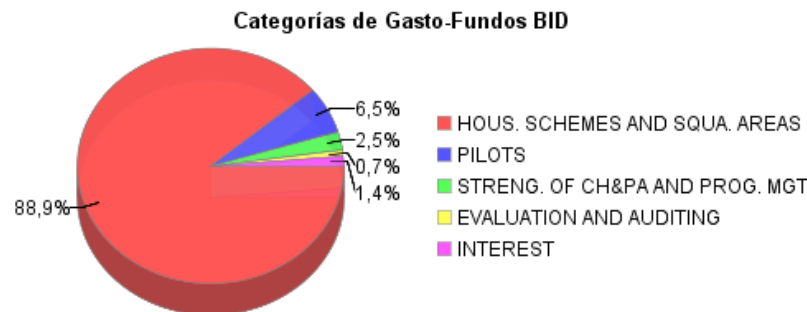
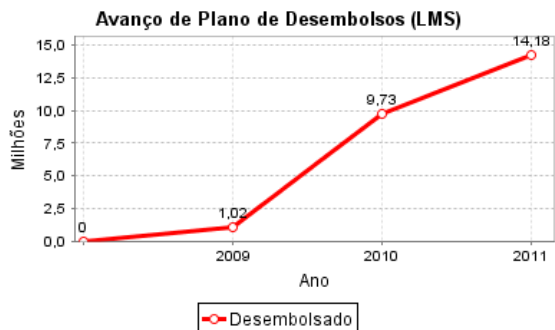
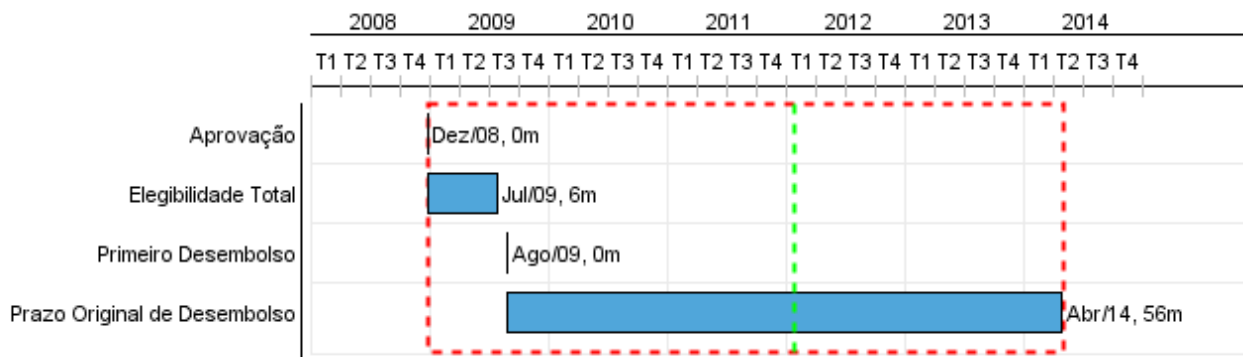


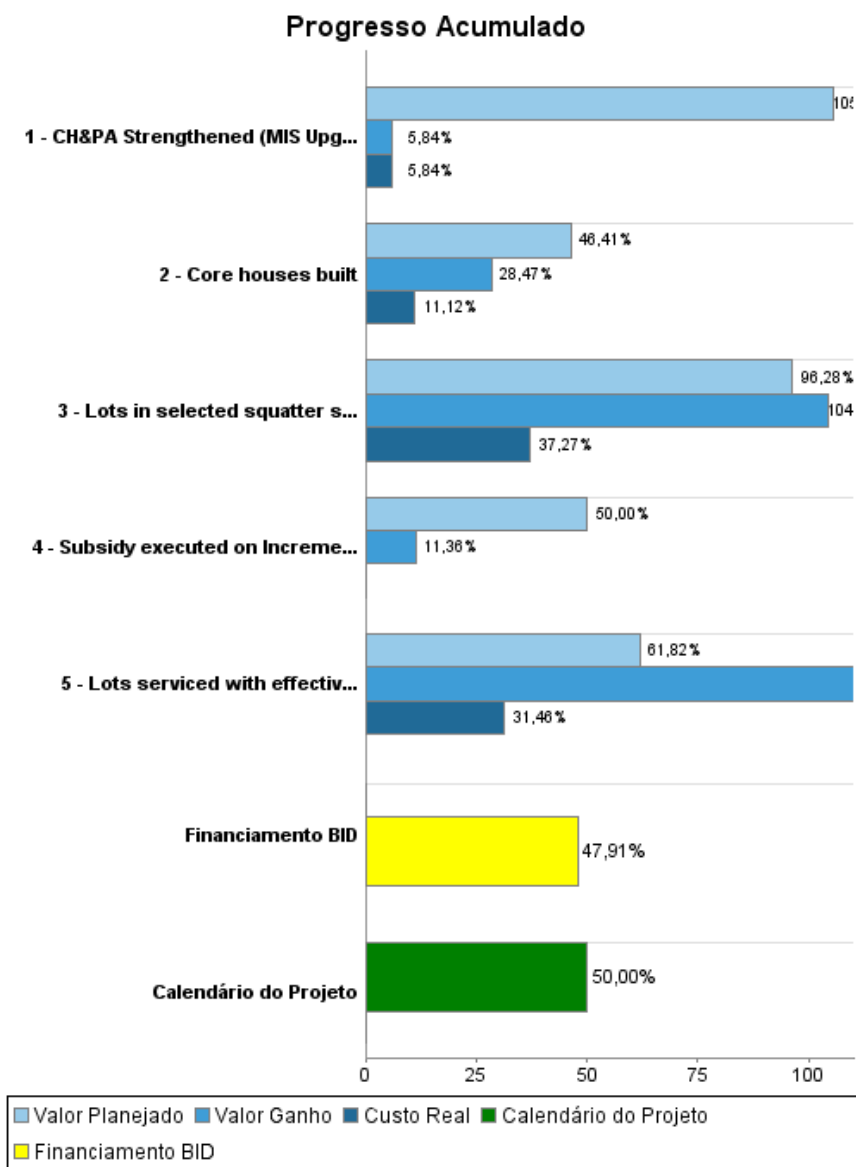
Relatório Resumido

Dados Gerais		Fundos Disponíveis (US\$)		Custo Total e Fonte	
Executor:	CENTRAL HOUSING PLANNING AUTHORITY	Atual:	27.900.000,00	Original BID:	27.900.000,00
Setor:	URBAN DEVELOPMENT AND HOUSING-HOUSING	Desembolsado:	13.368.002,20	Corrente BID:	27.900.000,00
Número da Operação:	2102/BL-GY	% Desembolsado:	47,91	Pari-passu:	100,00
Estágio:	Approved	Saldo:	14.531.997,80	Cofinanciamento/País:	
Tipo Operação:	INV - Investimento			Original Estimado:	27.900.000,00
Operação Relacionada:	GY-P1007, GY-T1059			Período de Amortização (meses):	288
Subtipo de Operação:	ESP - Specific Investment Operation				

Categoria do impacto social	Reformulação	Validação
Categoria do impacto social:	B () Os objetivos do projeto foram reformulados?	Validado pelo Chefe de Divisão: Oct 19, 2011 Validado pelo Representante do País: Oct 21, 2011



Progresso Acumulado até 2011



Resultados

Resultado: Access to housing improved

Indicador	Unidade Medida	Linha Base	Ano Linha Base		2013	Final do Projeto
Low income families occupy dwellings that at least meet the following minimum standards: 312 sq.ft. with septic tank, water, power connection, and located on land with access.	dwellings	3.880,00	2008	P	13.580,00	13.580,00
				A		

Produtos: Progresso Físico e Financeiro Anual 2011

Descrição	Unidade de medida	Físico				Financeiro			
		Planejado	Atual	Unidades Acumuladas	Unidades FDP	Planejado	Atual	Custos Acumulados	Custos FDP
Comp. I New sites with services that consolidated existing housing schemes and that upgraded squatter areas developed. The execution of the plans is related to the site's upgrading.									
Lots serviced with effective drainage, water, and electrical connections.	Lots	3.056,00	7.460,00		9.071,00	10.170.827,00	1.936.171,00		19.300.000,00
Core houses built	Core houses	42,00	25,00		400,00	975.000,00	198.610,38		2.200.000,00
Lots in selected squatter settlement upgraded, including paving of access street, drainage, septic tanks, and water supply	Lots	423,00	973,00		1.290,00	1.197.219,19	545.320,98		3.300.000,00
Comp. II Pilots that attended issues of affordability and sustainability implemented									
Subsidy executed on Incremental housing	Subsidies	44,00	10,00		400,00	200.000,00			400.000,00
Comp. III Central Housing & Planning Authority Strengthened (CH&PA)									
CH&PA Strengthened (MIS Upgraded, Housing Policy designed, Strategic planning developed, CH&PA regional housing offices strengthened).	Office				1,00	328.500,00	19.299,56		430.000,00
Financial Expenses									
TOTAL						12.871.546,19	2.699.401,92		25.630.000,00