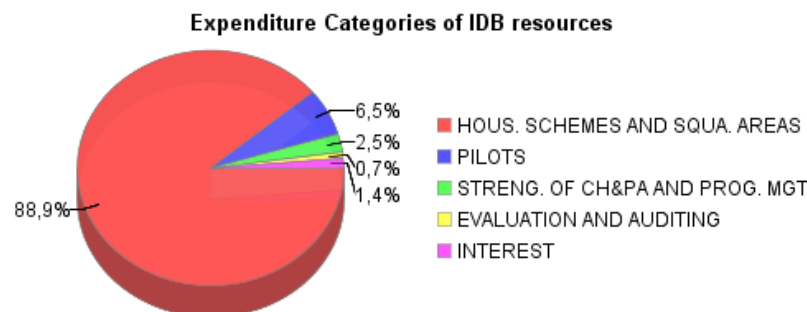
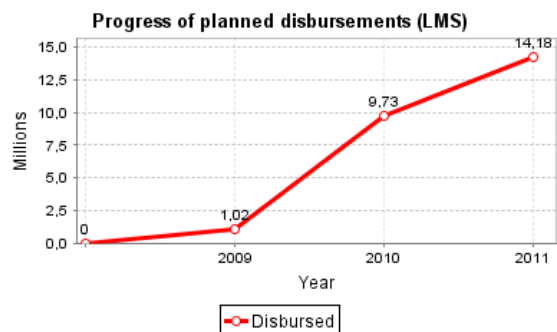
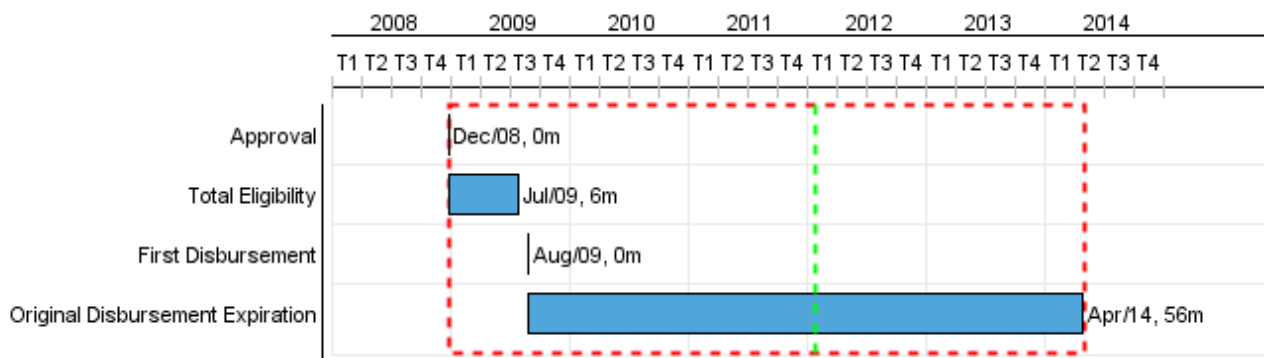


Summary Report

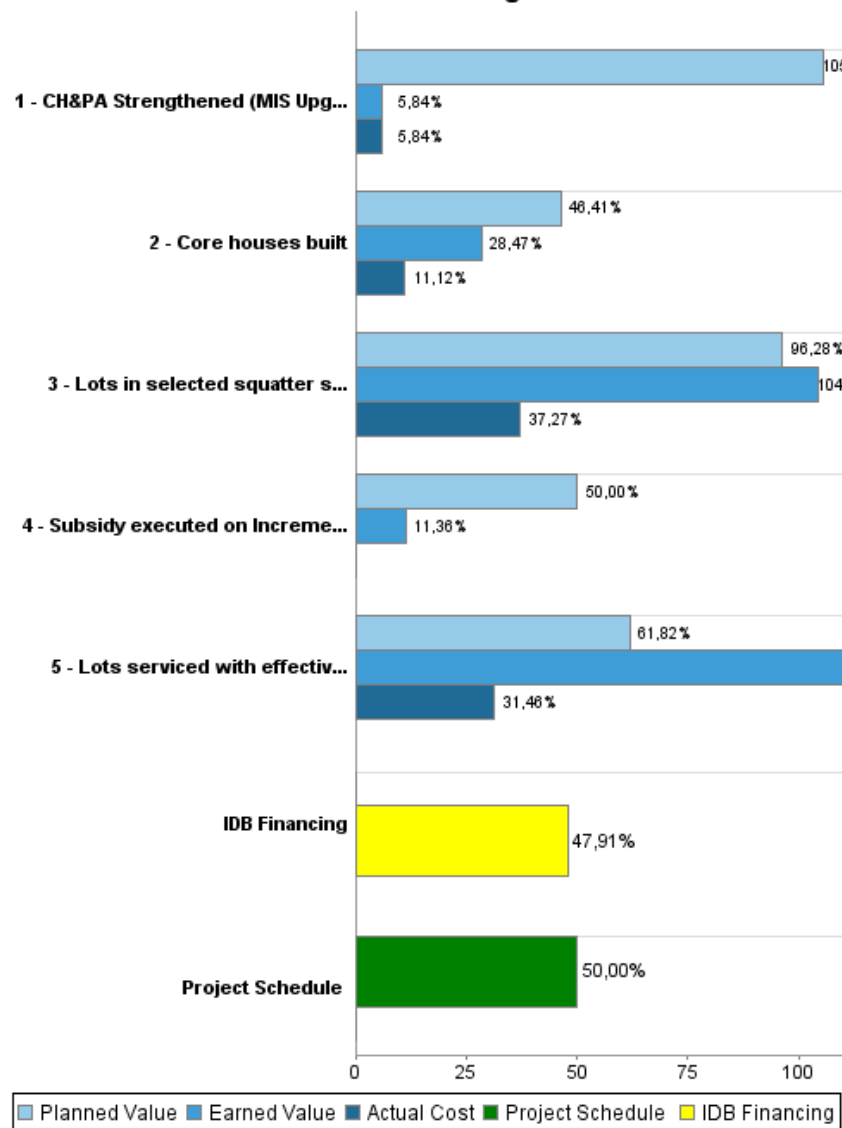
| Basic Data | | Available Funds (US\$) | | Total Cost and Source | |
|------------------------|---------------------------------------|---------------------------|---------------|-------------------------------|---------------|
| Executing Agency (EA): | CENTRAL HOUSING PLANNING AUTHORITY | Current Approved Amount: | 27.900.000,00 | Original IDB: | 27.900.000,00 |
| Sector: | URBAN DEVELOPMENT AND HOUSING-HOUSING | Disbursed Amount to Date: | 13.368.002,20 | Current IDB: | 27.900.000,00 |
| Loan Number(s): | 2102/BL-GY | % Disbursed: | 47,91 | Pari-passu: | 100,00 |
| Stage: | Approved | Balance: | 14.531.997,80 | Co-Financing/Country: | |
| Operation Type: | INV - Investment | | | Original Estimate: | 27.900.000,00 |
| Related Operation(s): | GY-P1007, GY-T1059 | | | Amortization Period (months): | 288 |
| Operation Subtype: | ESP - Specific Investment Operation | | | | |

| Project Environmental and Social Impact Category | Reformulation | Validation |
|---|--|--|
| Project Environmental and Social Impact Category: B | () Was the objective(s) of this project reformulated? | Validated by Division Chief: Oct 19, 2011 Validated by Country Representative: Oct 21, 2011 |



Accumulated Progress as of 2011

Accumulated Progress





PROGRESS MONITORING REPORT

GY-L1019 - Second Low Income Settlement Program
 2011 1st period with closure up to (30-Sep-2011)

Inter-American Development Bank - IDB

Office of Strategic Planning and Development Effectiveness

Last Update: 19/10/2011

Outcomes

Outcome: Access to housing improved

| Indicator | Unit of Measure | Baseline | Baseline Year | | 2013 | End of project |
|---|-----------------|----------|---------------|---|-----------|----------------|
| Low income families occupy dwellings that at least meet the following minimum standards: 312 sq.ft. with septic tank, water, power connection, and located on land with access. | dwellings | 3.880,00 | 2008 | P | 13.580,00 | 13.580,00 |
| | | | | A | | |

Outputs: Annual Physical and Financial Progress 2011

| Description | Unit of Measure | Physical | | | | Financial | | | |
|--|-----------------|----------|----------|-------------------|-----------|----------------------|---------------------|-------------------|----------------------|
| | | Planned | Actual | Accumulated units | EOP units | Planned | Actual | Accumulated costs | EOP costs |
| Comp. I New sites with services that consolidated existing housing schemes and that upgraded squatter areas developed. The execution of the plans is related to the site's upgrading. | | | | | | | | | |
| Lots serviced with effective drainage, water, and electrical connections. | Lots | 3.056,00 | 7.460,00 | | 9.071,00 | 10.170.827,00 | 1.936.171,00 | | 19.300.000,00 |
| Core houses built | Core houses | 42,00 | 25,00 | | 400,00 | 975.000,00 | 198.610,38 | | 2.200.000,00 |
| Lots in selected squatter settlement upgraded, including paving of access street, drainage, septic tanks, and water supply | Lots | 423,00 | 973,00 | | 1.290,00 | 1.197.219,19 | 545.320,98 | | 3.300.000,00 |
| Comp. II Pilots that attended issues of affordability and sustainability implemented | | | | | | | | | |
| Subsidy executed on Incremental housing | Subsidies | 44,00 | 10,00 | | 400,00 | 200.000,00 | | | 400.000,00 |
| Comp. III Central Housing & Planning Authority Strengthened (CH&PA) | | | | | | | | | |
| CH&PA Strengthened (MIS Upgraded, Housing Policy designed, Strategic planning developed, CH&PA regional housing offices strengthened). | Office | | | | 1,00 | 328.500,00 | 19.299,56 | | 430.000,00 |
| Financial Expenses | | | | | | | | | |
| TOTAL | | | | | | 12.871.546,19 | 2.699.401,92 | | 25.630.000,00 |