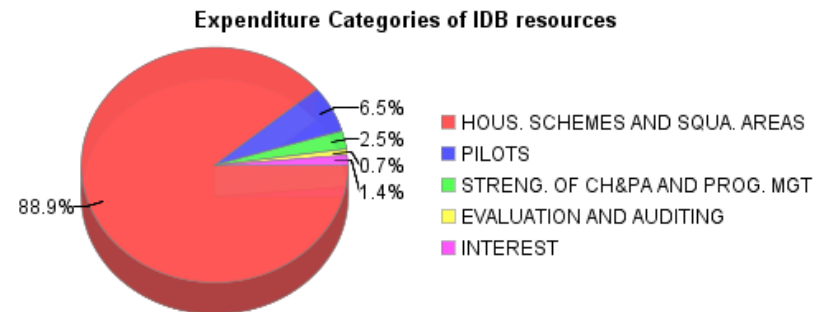
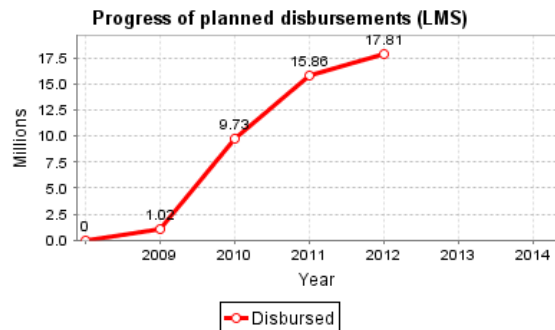
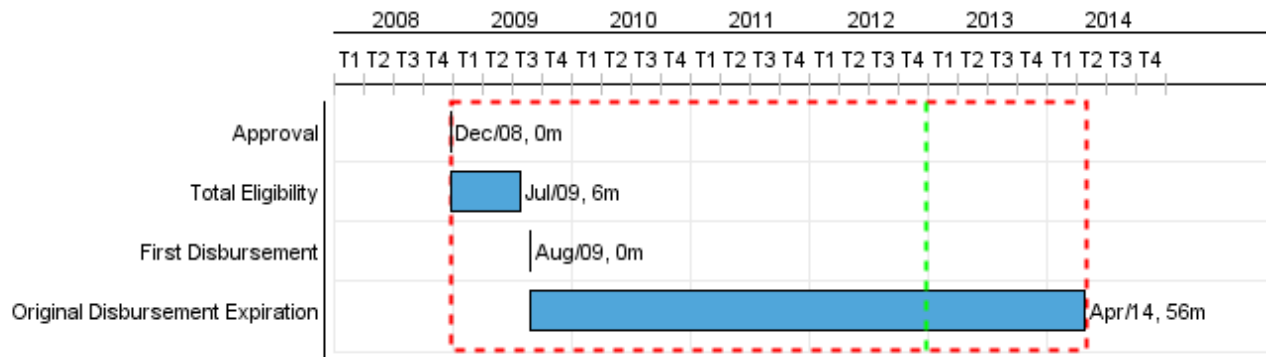


Summary Report

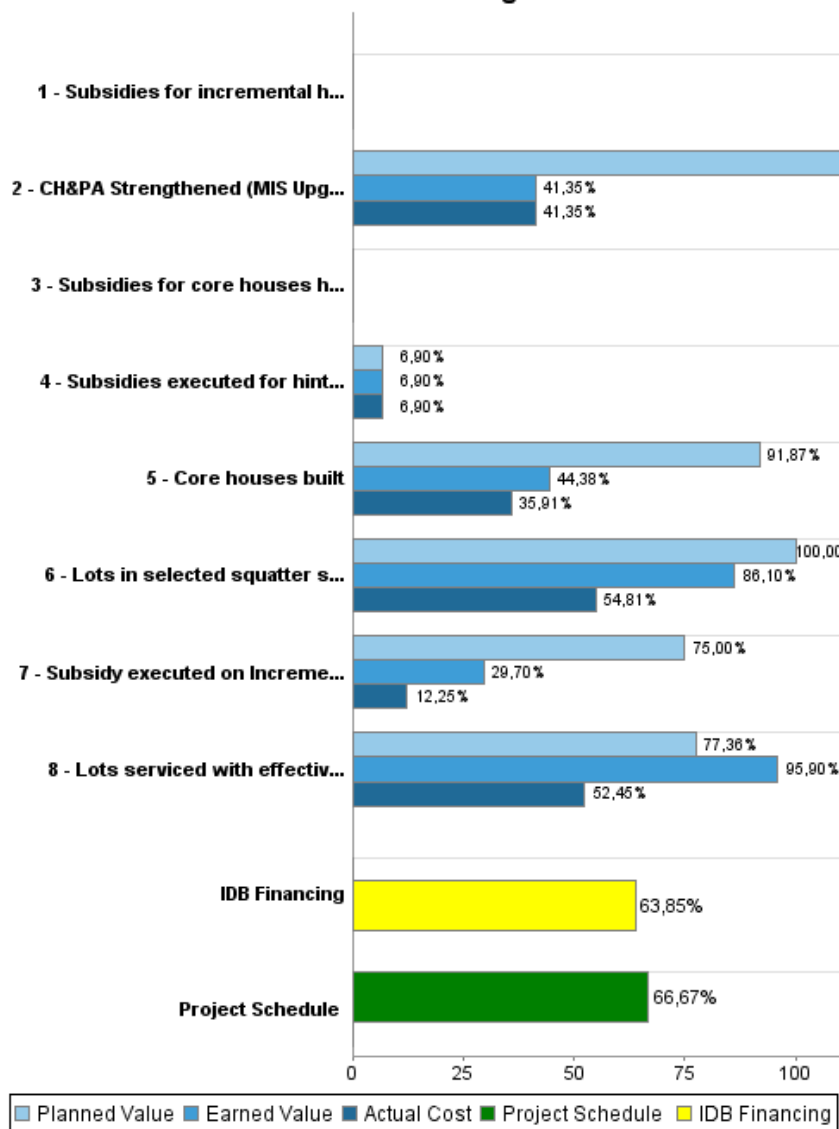
Basic Data		Available Funds (US\$)		Total Cost and Source	
Executing Agency (EA):	CENTRAL HOUSING PLANNING AUTHORITY	Current Approved Amount:	27.900.000,00	Original IDB:	27.900.000,00
Sector:	URBAN DEVELOPMENT AND HOUSING-HOUSING	Disbursed Amount to Date:	17.813.387,80	Current IDB:	27.900.000,00
Loan Number(s):	2102/BL-GY	% Disbursed:	63,85	Pari-passu:	100,00
Stage:	Approved	Balance:	10.086.612,20	Co-Financing/Country:	
Operation Type:	INV - Investment			Original Estimate:	27.900.000,00
Related Operation(s):	GY-P1007, GY-T1059			Amortization Period (months):	288
Operation Subtype:	ESP - Specific Investment Operation				

Project Environmental and Social Impact Category	Reformulation	Validation
Project Environmental and Social Impact Category: B	() Was the objective(s) of this project reformulated?	Validated by Division Chief: Validated by Country Representative:



Accumulated Progress as of 2012

Accumulated Progress





PROGRESS MONITORING REPORT

GY-L1019 - Second Low Income Settlement Program
 2012 1º period with closure up to (30-sep-2012)

Inter-American Development Bank - IDB

Office of Strategic Planning and Development Effectiveness

Last Update: 25/09/2012

Outcomes

Outcome: Access to housing improved

Indicator	Unit of Measure	Baseline	Baseline Year		2013	End of project
Low income families occupy dwellings that at least meet the following minimum standards: 312 sq.ft. with septic tank, water, power connection, and located on land with access.	dwellings	3,880.00	2008	P	13,580.00	13,580.00
				A		

Outputs: Annual Physical and Financial Progress 2012

Description	Unit of Measure	Physical				Financial			
		Planned	Actual	Accumulated units	EOP units	Planned	Actual	Accumulated costs	EOP costs
Comp. I New sites with services that consolidated existing housing schemes and that upgraded squatter areas developed. The execution of the plans is related to the site's upgrading.									
Lots serviced with effective drainage, water, and electrical connections.	Lots	2.857,00	744,00		8.467,00	3.000.000,00	1.372.000,00		19.300.000,00
Core houses built	Hogares	100,00	35,00		400,00	1.000.000,00	301.000,00		2.200.000,00
Lots in selected squatter settlement upgraded, including paving of access street, drainage, septic tanks, and water supply	Hogares	550,00			973,00	122.781,00	85.000,00		3.300.000,00
Subsidies for core houses handed over to female headed households	subsidies		29,00				87.000,00		
Comp. II Pilots that attended issues of affordability and sustainability implemented									
Subsidy executed on Incremental housing	Subsidies	150,00	110,00		400,00	100.000,00	49.000,00		400.000,00
Subsidies for incremental housing disbursed to female headed households	Subsidies		51,00				56.000,00		
Subsidies executed for hinterland (houses and roof)	Subsidies		2,00		200,00		69.000,00		1.000.000,00
Comp. III Central Housing & Planning Authority Strengthened (CH&PA)									
CH&PA Strengthened (MIS Upgraded, Housing Policy designed, Strategic planning developed, CH&PA regional housing offices strengthened).	Office				1,00	95.695,00	115.000,00		430.000,00
Program Management & Evaluation	N/A					173.286,94	22.000,00		470.000,00
Financial Expenses									
FIV ("Fondo de Inspección y Vigilancia") (1%) & Interest (2%)	N/A					53.000,00			265.000,00
TOTAL						4.544.762,94	2.156.000,00		27.365.000,00