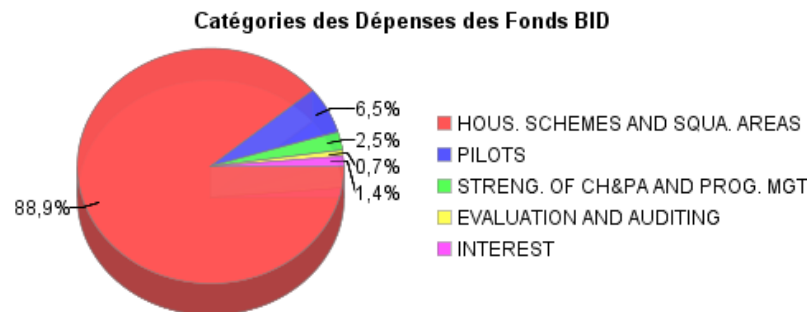
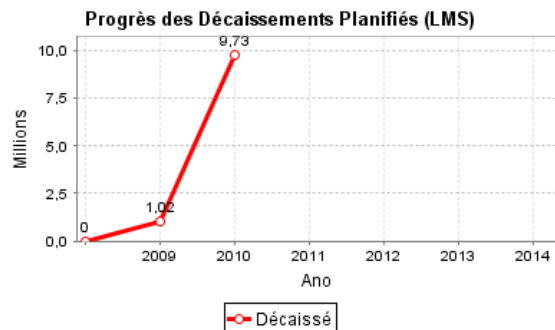
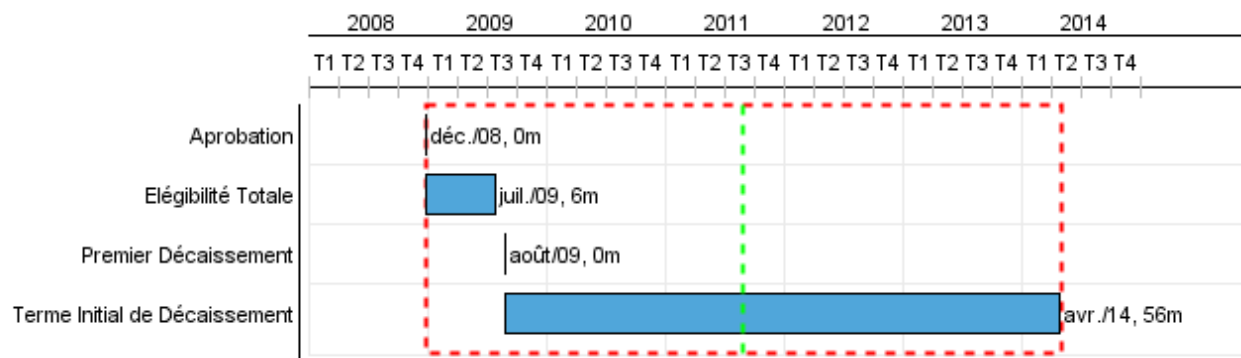


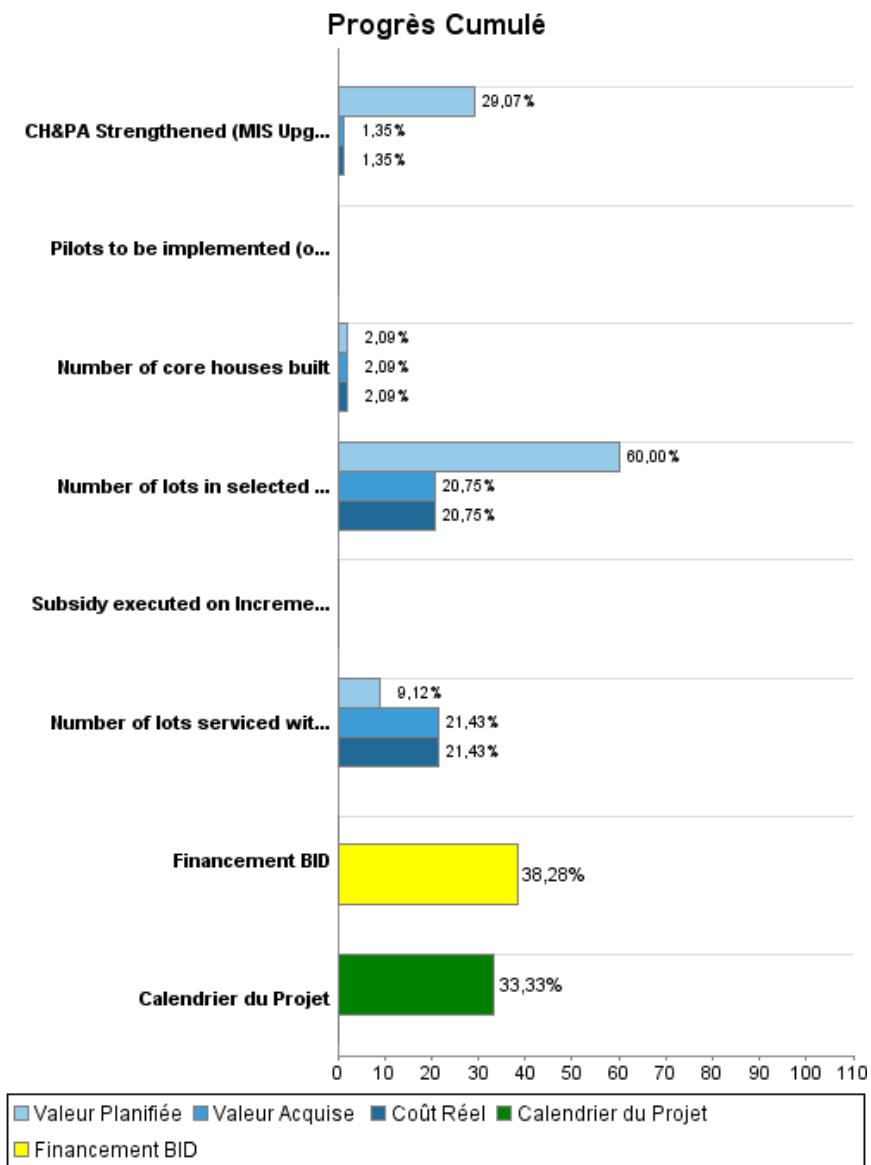
## Rapport Résumé

Données Générales		Fonds Disponibles (US\$)		Coût Total et Source de Financement	
Agence d' Exécution (EA):	CENTRAL HOUSING PLANNING AUTHORITY	Montant Courant Approuvé:	27.900.000,00	Initial BID:	27.900.000,00
Secteur:	URBAN DEVELOPMENT AND HOUSING-HOUSING	Montant Décaissé à ce Jour:	10.680.754,80	Courant BID:	27.900.000,00
Numéro(s) de Prêt(s):	2102/BL-GY	% Décaissé:	38,28	Pari Passu:	100,00
Étape:	Approved	Solde:	17.219.245,20	Cofinancement/Pays:	
Type d' Opération:	INV - Investissement			Estimation Initiale:	27.900.000,00
Opération(s) Connexe(s):	GY-P1007, GY-T1059			Période d'Amortissement (mois):	288
Sous-Type de l'Opération:	ESP - Specific Investment Operation				

Catégorie d'Impact Environnemental et Social du Projet	Reformulation	Validation
Catégorie d'Impact Environnemental et Social du Projet: B	( ) Les objectifs du projet ont-ils été reformulés?	Validé par le Chef de Division: Apr 7, 2011 Validé par le Représentant: Apr 13, 2011



**Progrès Cumulé à 2010**



## Résultats

**Résultat:** Access to housing improved

Indicateur	Unité de Mesure	Ligne de Base	Année Ligne de Base		2013	Fin du Projet
Low income families occupy dwellings that at least meet the following minimum standards: 312 sq.ft. with septic tank, water, power connection, and located on land with access.	dwellings	3.880,00	2008	P A	13.580,00	13.580,00

**Produites: Progrès Physique et Financier Annuel 2010**

Description	Unité de Mesure	Physique				Financier			
		Planifié	Réel	Unités Cumulées	Unités FDP	Planifié	Réel	Coûts Cumulées	Coûts FDP
<b>Comp. I New sites with services that consolidated existing housing schemes and that upgraded squatter areas developed. The execution of the plans is ralted to the site's upgrading.</b>									
Number of lots serviced with effective drainage, water, and electrical connections.	Lots		280,00		9.071,00	1.080.003,00	3.456.729,00		19.300.000,00
Number of core houses built	Core houses				400,00		46.043,00		2.200.000,00
Number of lots in selected squatter settlement upgraded, including paving of access street, drainage, septic tanks, and water supply	Lots		211,00		1.290,00	1.980.000,00	684.684,00		3.300.000,00
<b>Comp. II Pilots that attended issues of affordability and sustainability implemented</b>									
Subsidy executed on Incremental housing	Subsidies				400,00				400.000,00
Pilots to be implemented (one for the hinterland and one to foster PPP)	Subsidies								1.535.000,00
<b>Comp. III Central Housing &amp; Planning Authority Strengthened (CH&amp;PA)</b>									
CH&PA Strengthened (MIS Upgraded, Housing Policy designed, Strategic planning developed, CH&PA regional housing offices strengthened).	System				1,00	125.000,00	5.805,00		430.000,00
<b>Financial Expenses</b>									
<b>TOTAL</b>						<b>3.185.003,00</b>	<b>4.193.261,00</b>		<b>27.165.000,00</b>